

FORSYTH COUNTY
BOARD OF COMMISSIONERS

MEETING DATE: JULY 28, 2014 AGENDA ITEM NUMBER: 12

SUBJECT: RESOLUTION APPROVING THE TAX COLLECTOR'S ANNUAL SETTLEMENT FOR FISCAL YEAR 2013-2014 AND PRIOR YEARS

COUNTY MANAGER'S RECOMMENDATION OR COMMENTS: Recommend Approval

SUMMARY OF INFORMATION:

See attached resolution.

ATTACHMENTS: YES NO

SIGNATURE: *J. Audrey White, Jr.* DATE: July 23, 2014
COUNTY MANAGER

**RESOLUTION APPROVING
THE TAX COLLECTOR'S ANNUAL SETTLEMENT
FOR FISCAL YEAR 2013-2014 AND PRIOR YEARS**

WHEREAS, pursuant to the provisions of N.C.G.S. 105-373, the Tax Collector has made his report of settlement to the Forsyth County Board of Commissioners for fiscal year 2013-2014 and prior years after July 1 and before he is charged with taxes for the current fiscal year, 2014-2015;

WHEREAS, based upon the written and oral report of settlement of the Tax Collector, the Forsyth County Board of Commissioners has made sufficient inquiry in order to reach a determination that the collection work of the Tax Collector has been performed satisfactorily and that the Tax Collector has done everything that he could have done to collect taxes on whatever property may have been available;

WHEREAS, as required by N.C.G.S. 105-373, before being charged with taxes for the current fiscal year, the Tax Collector has presented to the Board of Commissioners a list of the persons owning real property whose taxes for the preceding fiscal year remain unpaid and the principal amount owed by each person and a list of the persons not owning real property whose personal property taxes for the preceding fiscal year remain unpaid and the principal amount owed by each person, along with a statement under oath that he has made diligent efforts to collect the taxes due from the persons listed out of their personal property and by other means available to him for collection, and he has reported such other information concerning taxpayers as may be of interest to or required by the Board of Commissioners, including a report of his efforts to make collection outside the taxing unit under the provisions of G.S. 105-364;

WHEREAS, the settlement of the Tax Collector, including the settlement for the taxes for prior years, which are attached hereto, together with this action of the Board of Commissioners, shall be entered in full upon the minutes of the said Board;

WHEREAS, approval of this settlement does not relieve the Tax Collector or his bondsmen of liability for any shortage actually existing at the time of the settlement and thereafter discovered, nor does it relieve the collector of any criminal liability;

NOW THEREFORE BE IT RESOLVED by the Forsyth County Board of Commissioners that the list of persons owning real property whose 2013 real property taxes remain unpaid and the list of persons not owning real property whose 2013 personal property taxes remain unpaid and the principal amount owed by each person are hereby acknowledged as received; the attached collection reports of 2004 through 2013 taxes, and unpaid taxes for 2004 through 2013, as of June 30, 2014, are acknowledged as received; the report of underpayment and overpayment of taxes is acknowledged as received; the report of minimal taxes is acknowledged as received; and the report concerning the efforts made to locate taxpayers who have moved from the taxing unit, the efforts made to locate personal property in other taxing units belonging to delinquent taxpayers, and the efforts made under the provisions of N.C.G.S. 105-364 to collect taxes is acknowledged as received.

BE IT FURTHER RESOLVED by the Forsyth County Board of Commissioners that the annual settlement of the Tax Collector for fiscal year 2013-2014 and prior years is hereby accepted as presented by the Tax Collector.

BE IT FURTHER RESOLVED by the Forsyth County Board of Commissioners that the following documents attached hereto and incorporated herein are approved, consisting of 40 pages and further described as follows:

- 1) Settlement of 2013 Tax Accounts as of June 30, 2014, including the following that the Tax Collector shall be charged with: the total amount of all taxes in his hands for the year, including amounts originally charged to him and all amounts subsequently charged on account of discoveries; all penalties, interest, and costs collected by him in connection with taxes for the current year; and all other sums collected by him. The Tax Collector shall be credited with: all sums representing taxes for the year deposited by him; releases duly allowed by the governing body; the principal amount of taxes constituting liens on real property, personal property, and registered motor vehicles; and commissions (if any) lawfully payable to the Tax Collector as compensation.
- 2) Settlement of prior years (2004 through 2012) Tax Accounts, and 2013 Tax Accounts as of June 30, 2014, for Forsyth County and its municipalities, and annual statement of collections for July 1, 2013, through June 30, 2014, of non-tax revenues.
- 3) Settlement of Beeson's Cross Roads Fire Protection District, Belews Creek Fire and Rescue Protection District, City View Fire Protection District, Clemmons Fire and Rescue Protection District, Forest Hill Fire and Rescue Protection District, Griffith Fire Protection District, Gumtree Fire and Rescue Protection District, Horneytown Fire and Rescue Protection District, King of Forsyth County Fire and Rescue Protection District, Lewisville Fire and Rescue Protection District, Mineral Springs Fire Protection District, Mineral Springs Service District, Mount Tabor Fire and Rescue Protection District, Northeast Fire and Rescue Protection District, Old Richmond Fire and Rescue Protection District, Piney Grove Fire Protection District, Suburban Fire and Rescue Protection District, Salem Chapel Fire and Rescue Protection District, South Fork Fire Protection District, Talley's Crossing Fire and Rescue Protection District, Triangle Fire Protection District, Union Cross Fire and Rescue Protection District, Vienna Fire Protection District, and West Bend Service District.

ADOPTED this the 28 day of July, 2014.

2013 - 2014



TAX
SETTLEMENT

JOHN T. BURGESS, RES

ASSESSOR/COLLECTOR

| | Forsyth County | City of Winston-Salem | Town of Rural Hall | Town of Walkertown | Village of Clemmons | Village of Tobaccoville | Town of Lewisville | City of King | City of High Point | Town of Kernersville | Town of Bethania | Fire Districts | Total |
|-------------------|-----------------------|-----------------------|---------------------|--------------------|---------------------|-------------------------|---------------------|-------------------|--------------------|----------------------|------------------|---------------------|-----------------------|
| Real Estate | 186,200,738.82 | 85,467,765.38 | 835,955.60 | 626,782.79 | 2,684,102.79 | 76,002.16 | 1,904,832.41 | 183,341.43 | 20,330.15 | 11,552,597.93 | 82,193.69 | 5,372,184.50 | 295,006,827.65 |
| Motor Vehicle | 10,286,145.78 | 5,843,195.75 | 33,644.24 | 40,623.29 | 114,918.20 | 6,269.78 | 124,389.52 | 13,450.57 | 1,147.84 | 612,538.45 | 5,674.18 | 343,252.76 | 17,425,250.36 |
| Personal Property | 26,145,992.50 | 13,446,017.15 | 130,868.28 | 87,646.67 | 133,301.37 | 3,966.41 | 49,289.91 | 61,302.35 | 1,420.21 | 1,205,676.23 | 5,070.91 | 556,920.86 | 41,827,472.85 |
| Interest & Costs | 490,245.02 | 252,976.56 | 1,501.82 | 1,914.54 | 5,268.54 | 224.58 | 4,024.62 | 461.83 | 1,346.64 | 25,241.18 | 268.28 | 14,485.21 | 797,958.82 |
| Total | 223,123,122.12 | 105,009,954.84 | 1,001,969.94 | 756,967.29 | 2,937,590.90 | 86,462.93 | 2,082,536.46 | 258,556.18 | 24,244.84 | 13,396,053.79 | 93,207.06 | 6,286,843.33 | 355,057,509.68 |
| Real Uncollected | 2,209,575.18 | 1,046,586.48 | 5,862.23 | 11,424.62 | 17,874.78 | 1,025.24 | 14,959.00 | 1,689.77 | 0.00 | 115,953.34 | 1,016.62 | 56,779.16 | 3,482,746.42 |
| PP Uncollected | 315,327.90 | 148,880.87 | 661.05 | 4,342.48 | 2,295.78 | 371.46 | 2,613.66 | 165.57 | 0.00 | 18,503.20 | 57.24 | 9,243.69 | 502,462.90 |
| MV Uncollected | 930,359.84 | 693,392.72 | 3,370.55 | 3,410.23 | 5,873.42 | 399.09 | 6,519.43 | 1,237.33 | 137.18 | 48,678.86 | 142.29 | 21,874.35 | 1,715,395.29 |
| Cash Deposited | 217,728,015.92 | 102,113,827.42 | 989,682.02 | 727,528.16 | 2,893,688.72 | 84,024.58 | 2,050,621.22 | 254,075.37 | 23,807.15 | 13,044,389.13 | 91,951.86 | 6,164,017.98 | 346,165,629.53 |
| Releases | 1,938,942.64 | 1,006,797.10 | 2,389.65 | 10,256.43 | 17,846.54 | 641.23 | 7,808.90 | 534.73 | 299.93 | 168,477.17 | 38.28 | 34,928.15 | 3,188,960.75 |
| Under Payments | 900.64 | 470.25 | 4.44 | 5.37 | 11.66 | 1.33 | 14.25 | 1.54 | 0.58 | 52.09 | 0.77 | 0.00 | 1,462.92 |
| King Discount | | | | | | | | 851.87 | | | | | 851.87 |
| Total | 223,123,122.12 | 105,009,954.84 | 1,001,969.94 | 756,967.29 | 2,937,590.90 | 86,462.93 | 2,082,536.46 | 258,556.18 | 24,244.84 | 13,396,053.79 | 93,207.06 | 6,286,843.33 | 355,057,509.68 |

AFFIDAVIT

John T. Burgiss, RES, Tax Collector for Forsyth County, City of Winston-Salem, Towns of Rural Hall, Walkertown, Lewisville, Kernersville, Bethania, City of King and High Point, Villages of Clemmons, Tobaccoville and applicable Fire Districts, being first duly appointed, deposes and says:

That I have submitted, in accordance with G.S. 105-373, a list of those personal property taxes which remain unpaid by persons not owning real property for the year 2013, and that I have made a diligent effort within time permitted by law to collect such taxes out of personal property of such taxpayers, and by other means available to me for collection of such taxes. Said list of unpaid personal property taxes dated July 1, 2014 is on file with the Clerk to the Board and is incorporated herein by reference.

Sybil E. Browning
 Notary Public
 Forsyth County
 North Carolina
 My Commission Expires 6/1/17

Sworn to and subscribed before me this

AFFIANT

15th day of July, 2014

John T. Burgiss

Sybil E. Browning
 Notary Public

YTD Through June 2014 (Charged) Year of 2013

| | A | B | C (A+B) | D | E | F | G (C-D-E-F) | H | I (G-H) | J (H/G * 100) | K | L | M |
|-----------------------|-----------------|-----------------------|-----------------------|---------------------|---------------|---------------|-----------------------|-----------------------|---------------------|----------------|-------------------|---------------|-------------------|
| | Previous Uncoll | New Charges | Total Charges | Releases | Unders | Discounts | Net Charges | Collected | Uncollected | % Coll | Int. Total | Over Total | Rev. Total |
| Forsyth County | | | | | | | | | | | | | |
| Regular Tax | 0.00 | 222,632,877.10 | 222,632,877.10 | 1,938,942.64 | 900.64 | 0.00 | 220,693,033.82 | 217,237,770.90 | 3,455,262.92 | 98.43 % | 490,245.02 | 322.27 | 532,305.11 |
| Total | 0.00 | 222,632,877.10 | 222,632,877.10 | 1,938,942.64 | 900.64 | 0.00 | 220,693,033.82 | 217,237,770.90 | 3,455,262.92 | 98.43 % | 490,245.02 | 322.27 | 532,305.11 |
| Bethania | | | | | | | | | | | | | |
| Regular Tax | 0.00 | 92,938.78 | 92,938.78 | 38.28 | 0.77 | 0.00 | 92,899.73 | 91,683.58 | 1,216.15 | 98.69 % | 268.28 | 0.10 | 76.82 |
| Total | 0.00 | 92,938.78 | 92,938.78 | 38.28 | 0.77 | 0.00 | 92,899.73 | 91,683.58 | 1,216.15 | 98.69 % | 268.28 | 0.10 | 76.82 |
| Clemmons | | | | | | | | | | | | | |
| Regular Tax | 0.00 | 2,191,862.36 | 2,191,862.36 | 16,886.54 | 10.89 | 0.00 | 2,174,964.93 | 2,156,350.12 | 18,614.81 | 99.14 % | 4,161.03 | 2.52 | 7,625.09 |
| Stormwater | 0.00 | 740,460.00 | 740,460.00 | 960.00 | 0.77 | 0.00 | 739,499.23 | 732,070.06 | 7,429.17 | 99.00 % | 1,107.51 | 0.48 | 5,894.42 |
| Total | 0.00 | 2,932,322.36 | 2,932,322.36 | 17,846.54 | 11.66 | 0.00 | 2,914,464.16 | 2,888,420.18 | 26,043.98 | 99.11 % | 5,268.54 | 3.00 | 13,519.51 |
| High Point | | | | | | | | | | | | | |
| Regular Tax | 0.00 | 22,848.20 | 22,848.20 | 294.93 | 0.58 | 0.00 | 22,552.69 | 22,430.51 | 122.18 | 99.46 % | 1,345.07 | 0.00 | 198.47 |
| Vehicle | 0.00 | 50.00 | 50.00 | 5.00 | 0.00 | 0.00 | 45.00 | 30.00 | 15.00 | 66.67 % | 1.57 | 0.00 | 0.00 |
| Total | 0.00 | 22,898.20 | 22,898.20 | 299.93 | 0.58 | 0.00 | 22,597.69 | 22,460.51 | 137.18 | 99.39 % | 1,346.64 | 0.00 | 198.47 |
| Kernersville | | | | | | | | | | | | | |
| Regular Tax | 0.00 | 12,131,016.22 | 12,131,016.22 | 166,424.03 | 41.26 | 0.00 | 11,964,550.93 | 11,805,172.13 | 159,378.80 | 98.67 % | 22,692.12 | 16.94 | 27,847.72 |
| Recycle | 0.00 | 208,882.80 | 208,882.80 | 421.20 | 0.18 | 0.00 | 208,461.42 | 205,676.64 | 2,784.78 | 98.66 % | 353.05 | 0.03 | 424.00 |
| Stormwater | 0.00 | 970,948.59 | 970,948.59 | 671.94 | 0.28 | 0.00 | 970,276.37 | 955,221.87 | 15,054.50 | 98.45 % | 1,317.25 | 0.21 | 1,824.40 |
| Vehicle | 0.00 | 59,965.00 | 59,965.00 | 960.00 | 10.37 | 0.00 | 58,994.63 | 53,077.31 | 5,917.32 | 89.97 % | 876.76 | 3.56 | 98.48 |
| Total | 0.00 | 13,370,812.61 | 13,370,812.61 | 168,477.17 | 52.09 | 0.00 | 13,202,293.35 | 13,019,147.95 | 183,135.40 | 98.61 % | 25,241.18 | 20.74 | 30,194.60 |
| King | | | | | | | | | | | | | |
| Regular Tax | 0.00 | 256,434.35 | 256,434.35 | 504.73 | 0.98 | 851.87 | 255,076.77 | 252,159.10 | 2,917.67 | 98.86 % | 434.66 | 0.74 | 9.61 |
| Vehicle | 0.00 | 1,660.00 | 1,660.00 | 30.00 | 0.56 | 0.00 | 1,629.44 | 1,454.44 | 175.00 | 89.26 % | 27.17 | 0.51 | 0.07 |
| Total | 0.00 | 258,094.35 | 258,094.35 | 534.73 | 1.54 | 851.87 | 256,706.21 | 253,613.54 | 3,092.67 | 98.80 % | 461.83 | 1.25 | 9.68 |
| Lewisville | | | | | | | | | | | | | |
| Regular Tax | 0.00 | 2,048,897.17 | 2,048,897.17 | 7,742.56 | 14.25 | 0.00 | 2,041,140.36 | 2,017,301.53 | 23,838.83 | 98.83 % | 3,966.35 | 4.04 | 1,907.82 |
| Muni Distr WR | 0.00 | 29,614.67 | 29,614.67 | 66.34 | 0.00 | 0.00 | 29,548.33 | 29,295.07 | 253.26 | 99.14 % | 58.27 | 0.09 | 0.00 |
| Total | 0.00 | 2,078,511.84 | 2,078,511.84 | 7,808.90 | 14.25 | 0.00 | 2,070,688.69 | 2,046,596.60 | 24,092.09 | 98.84 % | 4,024.62 | 4.13 | 1,907.82 |
| Rural Hall | | | | | | | | | | | | | |
| Regular Tax | 0.00 | 1,000,468.12 | 1,000,468.12 | 2,389.65 | 4.44 | 0.00 | 998,074.03 | 988,180.20 | 9,893.83 | 99.01 % | 1,501.82 | 1.38 | 426.18 |
| Total | 0.00 | 1,000,468.12 | 1,000,468.12 | 2,389.65 | 4.44 | 0.00 | 998,074.03 | 988,180.20 | 9,893.83 | 99.01 % | 1,501.82 | 1.38 | 426.18 |
| Tobaccoville | | | | | | | | | | | | | |
| Regular Tax | 0.00 | 86,238.35 | 86,238.35 | 641.23 | 1.33 | 0.00 | 85,595.79 | 83,800.00 | 1,795.79 | 97.90 % | 224.58 | 0.38 | 102.97 |
| Total | 0.00 | 86,238.35 | 86,238.35 | 641.23 | 1.33 | 0.00 | 85,595.79 | 83,800.00 | 1,795.79 | 97.90 % | 224.58 | 0.38 | 102.97 |
| Walkertown | | | | | | | | | | | | | |
| Regular Tax | 0.00 | 755,052.75 | 755,052.75 | 10,256.43 | 5.37 | 0.00 | 744,790.95 | 725,613.62 | 19,177.33 | 97.43 % | 1,914.54 | 3.10 | 2,260.22 |
| Total | 0.00 | 755,052.75 | 755,052.75 | 10,256.43 | 5.37 | 0.00 | 744,790.95 | 725,613.62 | 19,177.33 | 97.43 % | 1,914.54 | 3.10 | 2,260.22 |
| Winston-Salem | | | | | | | | | | | | | |
| Regular Tax | 0.00 | 103,233,173.28 | 103,233,173.28 | 993,942.10 | 293.45 | 0.00 | 102,238,937.73 | 100,583,434.34 | 1,655,503.39 | 98.38 % | 224,456.86 | 98.74 | 260,635.42 |
| Vehicle | 0.00 | 1,523,805.00 | 1,523,805.00 | 12,855.00 | 176.80 | 0.00 | 1,510,773.20 | 1,277,416.52 | 233,356.68 | 84.55 % | 28,519.70 | 63.37 | 3,505.19 |
| Total | 0.00 | 104,756,978.28 | 104,756,978.28 | 1,006,797.10 | 470.25 | 0.00 | 103,749,710.93 | 101,860,850.86 | 1,888,860.07 | 98.18 % | 252,976.56 | 162.11 | 264,140.61 |

YTD Through June 2014 (Charged) Year of 2013

| | A | B | C (A+B) | D | E | F | G (C-D-E-F) | H | I (G-H) | J (H/G * 100) | K | L | M |
|----------------------|-----------------|----------------|----------------|--------------|----------|-----------|----------------|----------------|--------------|---------------|------------|------------|------------|
| | Previous Uncoll | New Charges | Total Charges | Releases | Unders | Discounts | Net Charges | Collected | Uncollected | % Coll | Int. Total | Over Total | Rev. Total |
| Munis Totals | 0.00 | 125,354,315.64 | 125,354,315.64 | 1,215,089.96 | 562.28 | 851.87 | 124,137,811.53 | 121,980,367.04 | 2,157,444.49 | 98.26 % | 293,228.59 | 196.19 | 312,836.88 |
| Beeson's CR | 0.00 | 240,638.65 | 240,638.65 | 1,132.73 | 0.00 | 0.00 | 239,505.92 | 236,185.47 | 3,320.45 | 98.61 % | 655.63 | 0.57 | 731.92 |
| Beeson SD | 0.00 | 25,855.28 | 25,855.28 | 556.21 | 0.00 | 0.00 | 25,299.07 | 25,111.44 | 187.63 | 99.26 % | 33.72 | 0.08 | 0.00 |
| Belews Creek | 0.00 | 226,981.50 | 226,981.50 | 1,308.22 | 0.00 | 0.00 | 225,673.28 | 223,041.42 | 2,631.86 | 98.83 % | 580.48 | 0.31 | 638.32 |
| City View | 0.00 | 26,588.41 | 26,588.41 | 43.52 | 0.00 | 0.00 | 26,544.89 | 26,041.14 | 503.75 | 98.10 % | 113.31 | 0.04 | 45.20 |
| Clemmons (FD) | 0.00 | 1,111,118.80 | 1,111,118.80 | 7,118.91 | 0.00 | 0.00 | 1,103,999.89 | 1,095,836.55 | 8,163.34 | 99.26 % | 1,984.75 | 1.06 | 3,503.46 |
| Forest Hill | 0.00 | 9,219.28 | 9,219.28 | 17.69 | 0.00 | 0.00 | 9,201.59 | 8,835.34 | 366.25 | 96.02 % | 36.09 | 0.00 | 7.69 |
| Griffith | 0.00 | 99,835.40 | 99,835.40 | 846.81 | 0.00 | 0.00 | 98,988.59 | 97,158.51 | 1,830.08 | 98.15 % | 314.88 | 0.08 | 324.54 |
| Gumtree | 0.00 | 57,024.65 | 57,024.65 | 579.60 | 0.00 | 0.00 | 56,445.05 | 55,837.42 | 607.63 | 98.92 % | 270.12 | 0.00 | 101.38 |
| Hometown | 0.00 | 205,803.13 | 205,803.13 | 4,690.65 | 0.00 | 0.00 | 201,112.48 | 196,742.91 | 4,369.57 | 97.83 % | 1,001.77 | 0.90 | 7.54 |
| King (FD) | 0.00 | 326,041.26 | 326,041.26 | 202.07 | 0.00 | 0.00 | 325,839.19 | 325,257.75 | 581.44 | 98.82 % | 104.91 | 0.03 | 345.10 |
| Lewisville (FD) | 0.00 | 1,120,007.77 | 1,120,007.77 | 6,137.49 | 0.00 | 0.00 | 1,113,870.28 | 1,101,903.50 | 11,966.78 | 98.93 % | 1,934.50 | 1.08 | 2,373.13 |
| Mineral Springs | 0.00 | 143,761.92 | 143,761.92 | 1,044.73 | 0.00 | 0.00 | 142,717.19 | 138,007.75 | 4,709.44 | 96.70 % | 590.73 | 0.31 | 15.53 |
| MS Service Dist. | 0.00 | 5,571.32 | 5,571.32 | 0.00 | 0.00 | 0.00 | 5,571.32 | 5,068.28 | 503.04 | 90.97 % | 2.23 | 0.00 | 40.04 |
| Mount Tabor | 0.00 | 65,362.91 | 65,362.91 | 208.41 | 0.00 | 0.00 | 65,154.50 | 64,147.42 | 1,007.08 | 98.45 % | 116.86 | 0.00 | 0.00 |
| Old Richmond | 0.00 | 368,944.99 | 368,944.99 | 2,351.62 | 0.00 | 0.00 | 366,593.37 | 358,325.73 | 8,267.64 | 97.74 % | 982.19 | 1.24 | 859.21 |
| Piney Grove | 0.00 | 582,856.92 | 582,856.92 | 1,988.09 | 0.00 | 0.00 | 580,868.83 | 572,367.51 | 8,501.32 | 98.54 % | 1,330.62 | 0.98 | 560.47 |
| Salem Chapel | 0.00 | 68,341.99 | 68,341.99 | 444.14 | 0.00 | 0.00 | 67,897.85 | 66,132.27 | 1,765.58 | 97.40 % | 233.06 | 0.09 | 6.63 |
| South Fork | 0.00 | 4,516.29 | 4,516.29 | 5.09 | 0.00 | 0.00 | 4,511.20 | 4,501.92 | 9.28 | 99.79 % | 2.00 | 0.00 | 0.00 |
| Suburban (RH) | 0.00 | 371,536.90 | 371,536.90 | 1,206.89 | 0.00 | 0.00 | 370,330.01 | 364,530.97 | 5,799.04 | 98.43 % | 830.24 | 0.62 | 755.60 |
| Talley's Cross | 0.00 | 127,934.76 | 127,934.76 | 1,393.66 | 0.00 | 0.00 | 126,541.10 | 122,793.32 | 3,747.78 | 97.04 % | 409.35 | 0.39 | 16.50 |
| Triangle | 0.00 | 82,721.44 | 82,721.44 | 202.14 | 0.00 | 0.00 | 82,519.30 | 81,235.64 | 1,283.66 | 98.44 % | 181.91 | 0.22 | 215.79 |
| Union Cross | 0.00 | 222,199.74 | 222,199.74 | 1,509.96 | 0.00 | 0.00 | 220,689.78 | 216,692.76 | 3,997.02 | 98.19 % | 629.34 | 0.65 | 865.20 |
| Vienna | 0.00 | 461,217.35 | 461,217.35 | 886.79 | 0.00 | 0.00 | 460,330.56 | 454,805.68 | 5,524.88 | 98.80 % | 1,046.27 | 1.07 | 629.00 |
| Walkertown NE | 0.00 | 276,160.26 | 276,160.26 | 672.28 | 0.00 | 0.00 | 275,487.98 | 267,524.06 | 7,963.92 | 97.11 % | 1,017.76 | 0.90 | 681.80 |
| West Bend | 0.00 | 42,117.20 | 42,117.20 | 380.45 | 0.00 | 0.00 | 41,736.75 | 41,448.01 | 288.74 | 99.31 % | 82.49 | 0.06 | 0.00 |
| FD Sub Totals | 0.00 | 6,272,358.12 | 6,272,358.12 | 34,928.15 | 0.00 | 0.00 | 6,237,429.97 | 6,149,532.77 | 87,897.20 | 98.59 % | 14,485.21 | 10.68 | 12,724.05 |
| JU Sub Totals | 0.00 | 347,987,192.74 | 347,987,192.74 | 3,154,032.60 | 1,462.92 | 851.87 | 344,830,845.35 | 339,218,137.94 | 5,612,707.41 | 98.37 % | 783,473.61 | 518.46 | 845,141.99 |
| Grand Totals | 0.00 | 354,259,550.86 | 354,259,550.86 | 3,188,960.75 | 1,462.92 | 851.87 | 351,068,275.32 | 345,367,670.71 | 5,700,604.61 | 98.38 % | 797,958.82 | 529.14 | 857,868.04 |
| Adv Total | 0.00 | 58,056.00 | 58,056.00 | 498.00 | 0.00 | 0.00 | 57,558.00 | 24,626.68 | 32,931.32 | 42.79 % | 269.60 | 0.52 | 284.95 |
| Garn Total | 0.00 | 70,260.00 | 70,260.00 | 21,460.00 | 0.00 | 0.00 | 48,780.00 | 43,004.52 | 5,775.48 | 88.16 % | 0.00 | 0.10 | 782.28 |
| Ret Chk Total | 50.00 | 18,209.38 | 18,259.38 | 6,288.28 | 0.00 | 0.00 | 11,971.10 | 9,605.30 | 2,365.80 | 80.24 % | 0.00 | 0.00 | 2,138.42 |
| Fees Totals | 0.00 | 146,525.38 | 146,525.38 | 28,266.28 | 0.00 | 0.00 | 118,259.10 | 77,236.50 | 41,022.60 | 65.31 % | 269.60 | 0.62 | 3,205.65 |

Forsyth County Tax Collection System
 2014 Billing Financial Report - Jurisdictions REAL*
 YTD Through June 2014 (Charged) Year of 2013

| | A | B | C (A+B) | D | E | F | G (C-D-E-F) | H | I (G-H) | J (H/G * 100) | K | L | M |
|-----------------------|-----------------|-----------------------|-----------------------|---------------------|---------------|---------------|-----------------------|-----------------------|---------------------|-----------------|-------------------|--------------|-------------------|
| | Previous Uncoll | New Charges | Total Charges | Releases | Unders | Discounts | Net Charges | Collected | Uncollected | % Coll | Int. Total | Over Total | Rev. Total |
| Forsyth County | | | | | | | | | | | | | |
| Regular Tax | 0.00 | 186,200,738.82 | 186,200,738.82 | 1,714,888.13 | 119.90 | 0.00 | 184,485,730.79 | 182,276,155.61 | 2,209,575.18 | 98.80 % | 319,413.79 | 63.28 | 470,730.76 |
| Total | 0.00 | 186,200,738.82 | 186,200,738.82 | 1,714,888.13 | 119.90 | 0.00 | 184,485,730.79 | 182,276,155.61 | 2,209,575.18 | 98.80 % | 319,413.79 | 63.28 | 470,730.76 |
| Bethania | | | | | | | | | | | | | |
| Regular Tax | 0.00 | 82,193.69 | 82,193.69 | 18.90 | 0.02 | 0.00 | 82,174.77 | 81,158.15 | 1,016.62 | 98.76 % | 178.14 | 0.07 | 0.00 |
| Total | 0.00 | 82,193.69 | 82,193.69 | 18.90 | 0.02 | 0.00 | 82,174.77 | 81,158.15 | 1,016.62 | 98.76 % | 178.14 | 0.07 | 0.00 |
| Clemmons | | | | | | | | | | | | | |
| Regular Tax | 0.00 | 1,944,602.79 | 1,944,602.79 | 14,796.96 | 1.65 | 0.00 | 1,929,804.18 | 1,919,298.57 | 10,505.61 | 98.46 % | 2,702.62 | 0.29 | 7,318.91 |
| Stormwater | 0.00 | 739,500.00 | 739,500.00 | 120.00 | 0.77 | 0.00 | 739,379.23 | 732,010.06 | 7,369.17 | 99.00 % | 1,104.96 | 0.08 | 5,894.42 |
| Total | 0.00 | 2,684,102.79 | 2,684,102.79 | 14,916.96 | 2.42 | 0.00 | 2,669,183.41 | 2,651,308.63 | 17,874.78 | 99.33 % | 3,807.58 | 0.37 | 13,213.33 |
| High Point | | | | | | | | | | | | | |
| Regular Tax | 0.00 | 20,330.15 | 20,330.15 | 0.00 | 0.58 | 0.00 | 20,329.57 | 20,329.57 | 0.00 | 100.00 % | 1,326.58 | 0.00 | 0.00 |
| Total | 0.00 | 20,330.15 | 20,330.15 | 0.00 | 0.58 | 0.00 | 20,329.57 | 20,329.57 | 0.00 | 100.00 % | 1,326.58 | 0.00 | 0.00 |
| Kernersville | | | | | | | | | | | | | |
| Regular Tax | 0.00 | 10,372,585.19 | 10,372,585.19 | 149,608.04 | 2.57 | 0.00 | 10,222,974.58 | 10,124,890.45 | 98,084.13 | 98.04 % | 13,161.91 | 2.18 | 24,628.91 |
| Recycle | 0.00 | 208,396.80 | 208,396.80 | 32.40 | 0.18 | 0.00 | 208,364.22 | 205,579.44 | 2,784.78 | 98.66 % | 353.05 | 0.03 | 424.00 |
| Stormwater | 0.00 | 970,355.94 | 970,355.94 | 197.82 | 0.28 | 0.00 | 970,157.84 | 955,103.34 | 15,054.50 | 98.45 % | 1,317.25 | 0.21 | 1,824.40 |
| Vehicle | 0.00 | 1,260.00 | 1,260.00 | 30.00 | 0.01 | 0.00 | 1,229.99 | 1,200.06 | 29.93 | 97.57 % | 2.69 | 0.00 | 0.00 |
| Total | 0.00 | 11,552,597.93 | 11,552,597.93 | 149,868.26 | 3.04 | 0.00 | 11,402,726.63 | 11,286,773.29 | 115,953.34 | 98.98 % | 14,834.90 | 2.42 | 26,877.31 |
| King | | | | | | | | | | | | | |
| Regular Tax | 0.00 | 183,296.43 | 183,296.43 | 0.00 | 0.12 | 600.98 | 182,695.33 | 181,005.56 | 1,689.77 | 99.08 % | 243.83 | 0.00 | 0.00 |
| Vehicle | 0.00 | 45.00 | 45.00 | 0.00 | 0.00 | 0.00 | 45.00 | 45.00 | 0.00 | 100.00 % | 0.00 | 0.00 | 0.00 |
| Total | 0.00 | 183,341.43 | 183,341.43 | 0.00 | 0.12 | 600.98 | 182,740.33 | 181,050.56 | 1,689.77 | 99.08 % | 243.83 | 0.00 | 0.00 |
| Lewisville | | | | | | | | | | | | | |
| Regular Tax | 0.00 | 1,877,393.47 | 1,877,393.47 | 6,073.06 | 0.95 | 0.00 | 1,871,319.46 | 1,856,476.97 | 14,842.49 | 99.21 % | 2,438.93 | 0.74 | 1,689.24 |
| Muni Distr WR | 0.00 | 27,438.94 | 27,438.94 | 33.08 | 0.00 | 0.00 | 27,405.86 | 27,289.35 | 116.51 | 99.57 % | 38.46 | 0.00 | 0.00 |
| Total | 0.00 | 1,904,832.41 | 1,904,832.41 | 6,106.14 | 0.95 | 0.00 | 1,898,725.32 | 1,883,766.32 | 14,959.00 | 99.21 % | 2,477.39 | 0.74 | 1,689.24 |
| Rural Hall | | | | | | | | | | | | | |
| Regular Tax | 0.00 | 835,955.60 | 835,955.60 | 242.65 | 0.12 | 0.00 | 835,712.83 | 829,850.60 | 5,862.23 | 99.30 % | 939.54 | 0.10 | 360.88 |
| Total | 0.00 | 835,955.60 | 835,955.60 | 242.65 | 0.12 | 0.00 | 835,712.83 | 829,850.60 | 5,862.23 | 99.30 % | 939.54 | 0.10 | 360.88 |
| Tobaccoville | | | | | | | | | | | | | |
| Regular Tax | 0.00 | 76,002.16 | 76,002.16 | 518.77 | 0.22 | 0.00 | 75,483.17 | 74,457.93 | 1,025.24 | 98.64 % | 135.31 | 0.03 | 100.31 |
| Total | 0.00 | 76,002.16 | 76,002.16 | 518.77 | 0.22 | 0.00 | 75,483.17 | 74,457.93 | 1,025.24 | 98.64 % | 135.31 | 0.03 | 100.31 |
| Walkertown | | | | | | | | | | | | | |
| Regular Tax | 0.00 | 626,782.79 | 626,782.79 | 9,744.40 | 0.51 | 0.00 | 617,037.88 | 605,613.26 | 11,424.62 | 98.15 % | 1,181.52 | 0.28 | 2,188.75 |
| Total | 0.00 | 626,782.79 | 626,782.79 | 9,744.40 | 0.51 | 0.00 | 617,037.88 | 605,613.26 | 11,424.62 | 98.15 % | 1,181.52 | 0.28 | 2,188.75 |
| Winston-Salem | | | | | | | | | | | | | |
| Regular Tax | 0.00 | 85,431,570.38 | 85,431,570.38 | 879,856.62 | 52.48 | 0.00 | 84,551,661.28 | 83,508,288.83 | 1,043,372.45 | 98.77 % | 146,620.67 | 22.46 | 224,634.16 |
| Vehicle | 0.00 | 36,195.00 | 36,195.00 | 555.00 | 1.02 | 0.00 | 35,638.98 | 32,424.95 | 3,214.03 | 90.98 % | 129.20 | 0.02 | 181.44 |
| Total | 0.00 | 85,467,765.38 | 85,467,765.38 | 880,411.62 | 53.50 | 0.00 | 84,587,300.26 | 83,540,713.78 | 1,046,586.48 | 98.76 % | 146,749.87 | 22.48 | 224,815.60 |
| Munis Totals | 0.00 | 103,433,904.33 | 103,433,904.33 | 1,061,827.70 | 61.48 | 600.98 | 102,371,414.17 | 101,155,022.09 | 1,216,392.08 | 98.81 % | 171,874.66 | 26.49 | 269,245.42 |

YTD Through June 2014 (Charged) Year of 2013

| | A | B | C (A+B) | D | E | F | G (C-D-E-F) | H | I (G-H) | J (H/G * 100) | K | L | M |
|----------------------|-----------------|----------------|----------------|--------------|--------|-----------|----------------|----------------|--------------|---------------|------------|------------|------------|
| | Previous Uncoll | New Charges | Total Charges | Releases | Unders | Discounts | Net Charges | Collected | Uncollected | % Coll | Int. Total | Over Total | Rev. Total |
| Beeson's CR | 0.00 | 217,617.94 | 217,617.94 | 977.87 | 0.00 | 0.00 | 216,640.07 | 214,355.57 | 2,284.50 | 98.95 % | 464.80 | 0.14 | 698.62 |
| Beeson SD | 0.00 | 22,661.98 | 22,661.98 | 518.79 | 0.00 | 0.00 | 22,143.19 | 22,000.46 | 142.73 | 99.36 % | 30.20 | 0.00 | 0.00 |
| Belews Creek | 0.00 | 199,238.09 | 199,238.09 | 1,012.07 | 0.00 | 0.00 | 198,226.02 | 196,697.60 | 1,528.42 | 99.23 % | 411.56 | 0.02 | 638.05 |
| City View | 0.00 | 22,594.59 | 22,594.59 | 26.09 | 0.00 | 0.00 | 22,568.50 | 22,290.98 | 277.52 | 98.77 % | 63.41 | 0.00 | 45.20 |
| Clemmons (FD) | 0.00 | 987,698.00 | 987,698.00 | 6,162.64 | 0.00 | 0.00 | 981,535.36 | 977,448.28 | 4,087.08 | 99.58 % | 1,257.77 | 0.15 | 3,341.86 |
| Forest Hill | 0.00 | 6,792.88 | 6,792.88 | 10.66 | 0.00 | 0.00 | 6,782.22 | 6,555.91 | 226.31 | 96.66 % | 22.63 | 0.00 | 0.00 |
| Griffith | 0.00 | 88,787.67 | 88,787.67 | 640.74 | 0.00 | 0.00 | 88,146.93 | 87,044.39 | 1,102.54 | 98.75 % | 200.23 | 0.00 | 305.77 |
| Gumtree | 0.00 | 51,097.16 | 51,097.16 | 530.75 | 0.00 | 0.00 | 50,566.41 | 50,179.57 | 386.90 | 99.23 % | 208.30 | 0.00 | 75.70 |
| Hornetown | 0.00 | 182,817.11 | 182,817.11 | 4,532.99 | 0.00 | 0.00 | 178,284.12 | 174,937.97 | 3,346.21 | 98.12 % | 587.17 | 0.08 | 0.00 |
| King (FD) | 0.00 | 113,320.77 | 113,320.77 | 154.70 | 0.00 | 0.00 | 113,166.07 | 112,773.96 | 392.11 | 99.65 % | 63.19 | 0.00 | 345.10 |
| Lewisville (FD) | 0.00 | 1,026,701.72 | 1,026,701.72 | 5,503.75 | 0.00 | 0.00 | 1,021,197.97 | 1,013,246.71 | 7,951.26 | 99.22 % | 1,344.35 | 0.25 | 2,317.77 |
| Mineral Springs | 0.00 | 127,342.29 | 127,342.29 | 904.23 | 0.00 | 0.00 | 126,438.06 | 123,093.30 | 3,344.76 | 97.35 % | 403.59 | 0.00 | 0.00 |
| MS Service Dist. | 0.00 | 5,097.87 | 5,097.87 | 0.00 | 0.00 | 0.00 | 5,097.87 | 4,686.87 | 411.00 | 91.94 % | 0.00 | 0.00 | 40.04 |
| Mount Tabor | 0.00 | 59,530.12 | 59,530.12 | 174.90 | 0.00 | 0.00 | 59,355.22 | 58,641.61 | 713.61 | 98.80 % | 72.48 | 0.00 | 0.00 |
| Old Richmond | 0.00 | 332,021.90 | 332,021.90 | 1,885.21 | 0.00 | 0.00 | 330,136.69 | 323,943.13 | 6,193.56 | 98.12 % | 636.93 | 0.30 | 786.16 |
| Piney Grove | 0.00 | 522,869.33 | 522,869.33 | 1,485.87 | 0.00 | 0.00 | 521,383.46 | 517,186.00 | 4,197.46 | 99.19 % | 776.56 | 0.15 | 486.25 |
| Salem Chapel | 0.00 | 58,536.89 | 58,536.89 | 365.82 | 0.00 | 0.00 | 58,171.07 | 56,854.33 | 1,316.74 | 97.74 % | 165.61 | 0.00 | 0.00 |
| South Fork | 0.00 | 3,392.35 | 3,392.35 | 5.09 | 0.00 | 0.00 | 3,387.26 | 3,387.26 | 0.00 | 100.00 % | 1.61 | 0.00 | 0.00 |
| Suburban (RH) | 0.00 | 266,170.26 | 266,170.26 | 939.34 | 0.00 | 0.00 | 265,230.92 | 261,849.58 | 3,381.34 | 98.73 % | 545.64 | 0.05 | 704.87 |
| Talley's Cross | 0.00 | 111,357.15 | 111,357.15 | 1,258.33 | 0.00 | 0.00 | 110,098.82 | 107,184.54 | 2,914.28 | 97.35 % | 268.25 | 0.09 | 0.00 |
| Triangle | 0.00 | 71,223.83 | 71,223.83 | 173.37 | 0.00 | 0.00 | 71,050.46 | 70,428.15 | 622.31 | 99.12 % | 110.01 | 0.14 | 210.67 |
| Union Cross | 0.00 | 195,996.40 | 195,996.40 | 1,360.73 | 0.00 | 0.00 | 194,635.67 | 191,879.46 | 2,756.21 | 98.58 % | 441.48 | 0.00 | 832.04 |
| Vienna | 0.00 | 420,089.39 | 420,089.39 | 516.46 | 0.00 | 0.00 | 419,572.93 | 415,921.16 | 3,651.77 | 99.13 % | 638.71 | 0.03 | 567.61 |
| Walkertown NE | 0.00 | 239,743.32 | 239,743.32 | 399.03 | 0.00 | 0.00 | 239,344.29 | 234,055.49 | 5,288.80 | 97.79 % | 660.54 | 0.13 | 627.47 |
| West Bend | 0.00 | 39,485.49 | 39,485.49 | 350.38 | 0.00 | 0.00 | 39,135.11 | 38,873.37 | 261.74 | 98.33 % | 60.56 | 0.00 | 0.00 |
| FD Sub Totals | 0.00 | 5,372,184.50 | 5,372,184.50 | 29,869.81 | 0.00 | 0.00 | 5,342,294.69 | 5,285,515.53 | 56,779.16 | 98.94 % | 9,435.58 | 1.53 | 12,023.18 |
| JU Sub Totals | 0.00 | 289,634,643.15 | 289,634,643.15 | 2,776,715.83 | 181.38 | 600.98 | 286,857,144.96 | 283,431,177.70 | 3,425,967.26 | 98.81 % | 491,288.45 | 89.77 | 739,976.18 |
| Grand Totals | 0.00 | 295,006,827.65 | 295,006,827.65 | 2,806,605.64 | 181.38 | 600.98 | 292,199,439.65 | 288,716,693.23 | 3,482,746.42 | 98.81 % | 500,724.03 | 91.30 | 751,999.36 |
| Adv Total | 0.00 | 58,056.00 | 58,056.00 | 498.00 | 0.00 | 0.00 | 57,558.00 | 24,626.68 | 32,931.32 | 42.79 % | 269.60 | 0.52 | 284.95 |
| Garn Total | 0.00 | 44,430.00 | 44,430.00 | 17,820.00 | 0.00 | 0.00 | 26,610.00 | 22,232.95 | 4,377.05 | 83.55 % | 0.00 | 0.05 | 511.67 |
| Ret Chk Total | 0.00 | 14,381.88 | 14,381.88 | 6,164.65 | 0.00 | 0.00 | 8,217.23 | 7,452.49 | 764.74 | 90.65 % | 0.00 | 0.00 | 1,966.26 |
| Fees Totals | 0.00 | 116,867.88 | 116,867.88 | 24,482.65 | 0.00 | 0.00 | 92,385.23 | 54,312.12 | 38,073.11 | 58.79 % | 269.60 | 0.57 | 2,762.88 |

Forsyth County Tax Collection System
 2014 Billing Financial Report - Jurisdictions PERSONALONLY
 YTD Through June 2014 (Charged) Year of 2013

| | A | B | C (A+B) | D | E | F | G (C-D-E-F) | H | I (G-H) | J (H/G * 100) | K | L | M |
|-----------------------|-----------------|---------------|---------------|-----------|--------|-----------|---------------|---------------|-------------|---------------|------------|------------|------------|
| | Previous Uncoil | New Charges | Total Charges | Releases | Unders | Discounts | Net Charges | Collected | Uncollected | % Coll | Int. Total | Over Total | Rev. Total |
| Forsyth County | | | | | | | | | | | | | |
| Regular Tax | 0.00 | 26,145,992.50 | 26,145,992.50 | 80,928.38 | 36.31 | 0.00 | 26,065,027.81 | 25,749,699.91 | 315,327.90 | 98.79 % | 15,932.52 | 13.51 | 40,717.27 |
| Total | 0.00 | 26,145,992.50 | 26,145,992.50 | 80,928.38 | 36.31 | 0.00 | 26,065,027.81 | 25,749,699.91 | 315,327.90 | 98.79 % | 15,932.52 | 13.51 | 40,717.27 |
| Bethania | | | | | | | | | | | | | |
| Regular Tax | 0.00 | 5,070.91 | 5,070.91 | 0.00 | 0.00 | 0.00 | 5,070.91 | 5,013.67 | 57.24 | 98.87 % | 2.00 | 0.00 | 36.77 |
| Total | 0.00 | 5,070.91 | 5,070.91 | 0.00 | 0.00 | 0.00 | 5,070.91 | 5,013.67 | 57.24 | 98.87 % | 2.00 | 0.00 | 36.77 |
| Clemmons | | | | | | | | | | | | | |
| Regular Tax | 0.00 | 132,341.37 | 132,341.37 | 685.62 | 0.41 | 0.00 | 131,655.34 | 129,419.56 | 2,235.78 | 98.30 % | 93.53 | 0.06 | 203.91 |
| Stormwater | 0.00 | 960.00 | 960.00 | 840.00 | 0.00 | 0.00 | 120.00 | 60.00 | 60.00 | 50.00 % | 2.55 | 0.40 | 0.00 |
| Total | 0.00 | 133,301.37 | 133,301.37 | 1,525.62 | 0.41 | 0.00 | 131,775.34 | 129,479.56 | 2,295.78 | 98.26 % | 96.08 | 0.46 | 203.91 |
| High Point | | | | | | | | | | | | | |
| Regular Tax | 0.00 | 1,420.21 | 1,420.21 | 198.47 | 0.00 | 0.00 | 1,221.74 | 1,221.74 | 0.00 | 100.00 % | 0.00 | 0.00 | 198.47 |
| Total | 0.00 | 1,420.21 | 1,420.21 | 198.47 | 0.00 | 0.00 | 1,221.74 | 1,221.74 | 0.00 | 100.00 % | 0.00 | 0.00 | 198.47 |
| Kernersville | | | | | | | | | | | | | |
| Regular Tax | 0.00 | 1,201,237.58 | 1,201,237.58 | 8,448.02 | 2.07 | 0.00 | 1,192,787.49 | 1,174,469.57 | 18,317.92 | 98.46 % | 1,953.81 | 0.44 | 2,031.30 |
| Recycle | 0.00 | 486.00 | 486.00 | 388.80 | 0.00 | 0.00 | 97.20 | 97.20 | 0.00 | 100.00 % | 0.00 | 0.00 | 0.00 |
| Stormwater | 0.00 | 592.65 | 592.65 | 474.12 | 0.00 | 0.00 | 118.53 | 118.53 | 0.00 | 100.00 % | 0.00 | 0.00 | 0.00 |
| Vehicle | 0.00 | 3,360.00 | 3,360.00 | 670.00 | 0.00 | 0.00 | 2,690.00 | 2,504.72 | 185.28 | 93.11 % | 15.24 | 0.04 | 0.00 |
| Total | 0.00 | 1,205,676.23 | 1,205,676.23 | 9,980.94 | 2.07 | 0.00 | 1,195,693.22 | 1,177,190.02 | 18,503.20 | 98.45 % | 1,969.05 | 0.48 | 2,031.30 |
| King | | | | | | | | | | | | | |
| Regular Tax | 0.00 | 61,297.35 | 61,297.35 | 108.83 | 0.00 | 250.89 | 60,937.63 | 60,777.06 | 160.57 | 99.74 % | 0.10 | 0.08 | 8.36 |
| Vehicle | 0.00 | 5.00 | 5.00 | 0.00 | 0.00 | 0.00 | 5.00 | 0.00 | 5.00 | 0.00 % | 0.00 | 0.00 | 0.00 |
| Total | 0.00 | 61,302.35 | 61,302.35 | 108.83 | 0.00 | 250.89 | 60,942.63 | 60,777.06 | 165.57 | 99.73 % | 0.10 | 0.08 | 8.36 |
| Lewisville | | | | | | | | | | | | | |
| Regular Tax | 0.00 | 48,978.61 | 48,978.61 | 270.00 | 0.31 | 0.00 | 48,708.30 | 46,103.44 | 2,604.86 | 94.65 % | 34.39 | 0.23 | 0.00 |
| Muni Distr WR | 0.00 | 311.30 | 311.30 | 0.00 | 0.00 | 0.00 | 311.30 | 302.50 | 8.80 | 97.17 % | 0.00 | 0.00 | 0.00 |
| Total | 0.00 | 49,289.91 | 49,289.91 | 270.00 | 0.31 | 0.00 | 49,019.60 | 46,405.94 | 2,613.66 | 94.67 % | 34.39 | 0.23 | 0.00 |
| Rural Hall | | | | | | | | | | | | | |
| Regular Tax | 0.00 | 130,868.28 | 130,868.28 | 1,805.11 | 0.20 | 0.00 | 129,062.97 | 128,401.92 | 661.05 | 99.49 % | 9.17 | 0.00 | 0.00 |
| Total | 0.00 | 130,868.28 | 130,868.28 | 1,805.11 | 0.20 | 0.00 | 129,062.97 | 128,401.92 | 661.05 | 99.49 % | 9.17 | 0.00 | 0.00 |
| Tobaccoville | | | | | | | | | | | | | |
| Regular Tax | 0.00 | 3,966.41 | 3,966.41 | 30.07 | 0.05 | 0.00 | 3,936.29 | 3,564.83 | 371.46 | 90.56 % | 1.29 | 0.00 | 0.00 |
| Total | 0.00 | 3,966.41 | 3,966.41 | 30.07 | 0.05 | 0.00 | 3,936.29 | 3,564.83 | 371.46 | 90.56 % | 1.29 | 0.00 | 0.00 |
| Walkertown | | | | | | | | | | | | | |
| Regular Tax | 0.00 | 87,646.67 | 87,646.67 | 266.94 | 0.82 | 0.00 | 87,378.91 | 83,036.43 | 4,342.48 | 95.03 % | 14.79 | 0.18 | 1.09 |
| Total | 0.00 | 87,646.67 | 87,646.67 | 266.94 | 0.82 | 0.00 | 87,378.91 | 83,036.43 | 4,342.48 | 95.03 % | 14.79 | 0.18 | 1.09 |
| Winston-Salem | | | | | | | | | | | | | |
| Regular Tax | 0.00 | 13,397,882.15 | 13,397,882.15 | 43,270.95 | 12.35 | 0.00 | 13,354,598.85 | 13,216,519.26 | 138,079.59 | 98.97 % | 7,003.82 | 2.50 | 25,904.21 |
| Vehicle | 0.00 | 48,135.00 | 48,135.00 | 2,805.00 | 2.38 | 0.00 | 45,327.62 | 34,526.34 | 10,801.28 | 76.17 % | 56.82 | 1.41 | 177.34 |
| Total | 0.00 | 13,446,017.15 | 13,446,017.15 | 46,075.95 | 14.73 | 0.00 | 13,399,926.47 | 13,251,045.60 | 148,880.87 | 98.89 % | 7,060.64 | 3.91 | 26,081.55 |
| Munis Totals | 0.00 | 15,124,559.49 | 15,124,559.49 | 60,261.93 | 18.59 | 250.89 | 15,064,028.08 | 14,886,136.77 | 177,891.31 | 98.82 % | 9,187.51 | 5.34 | 28,561.45 |

Forsyth County Tax Collection System
 2014 Billing Financial Report - Fire Districts PERSONALONLY
 YTD Through June 2014 (Charged)
 Year of 2013

| | A | B | C (A+B) | D | E | F | G (C-D-E-F) | H | I (G-H) | J (H/G * 100) | K | L | M |
|----------------------|-----------------|---------------|---------------|------------|--------|-----------|---------------|---------------|-------------|---------------|------------|------------|------------|
| | Previous Uncoil | New Charges | Total Charges | Releases | Unders | Discounts | Net Charges | Collected | Uncollected | % Coll | Int. Total | Over Total | Rev. Total |
| Beeson's CR | 0.00 | 9,280.18 | 9,280.18 | 22.95 | 0.00 | 0.00 | 9,257.23 | 9,031.87 | 225.36 | 97.57 % | 4.49 | 0.00 | 0.00 |
| Beeson SD | 0.00 | 2,564.24 | 2,564.24 | 8.24 | 0.00 | 0.00 | 2,556.00 | 2,555.47 | 0.53 | 99.98 % | 0.00 | 0.00 | 0.00 |
| Belews Creek | 0.00 | 15,162.38 | 15,162.38 | 152.08 | 0.00 | 0.00 | 15,010.30 | 14,705.30 | 305.00 | 97.97 % | 1.34 | 0.00 | 0.27 |
| City View | 0.00 | 2,059.49 | 2,059.49 | 0.00 | 0.00 | 0.00 | 2,059.49 | 2,021.28 | 38.21 | 98.14 % | 0.23 | 0.00 | 0.00 |
| Clemmons (FD) | 0.00 | 64,854.99 | 64,854.99 | 317.63 | 0.00 | 0.00 | 64,537.36 | 63,160.10 | 1,377.26 | 97.87 % | 46.47 | 0.00 | 88.76 |
| Forest Hill | 0.00 | 1,812.19 | 1,812.19 | 7.03 | 0.00 | 0.00 | 1,805.16 | 1,730.03 | 75.13 | 95.84 % | 0.00 | 0.00 | 0.00 |
| Griffith | 0.00 | 4,510.79 | 4,510.79 | 30.83 | 0.00 | 0.00 | 4,479.96 | 4,269.79 | 210.17 | 95.31 % | 3.00 | 0.00 | 0.00 |
| Gumtree | 0.00 | 2,581.75 | 2,581.75 | 0.00 | 0.00 | 0.00 | 2,581.75 | 2,560.59 | 21.16 | 99.18 % | 0.02 | 0.00 | 0.00 |
| Horneytown | 0.00 | 10,929.95 | 10,929.95 | 62.88 | 0.00 | 0.00 | 10,867.07 | 10,646.36 | 220.71 | 97.97 % | 242.79 | 0.12 | 0.00 |
| King (FD) | 0.00 | 209,618.43 | 209,618.43 | 0.00 | 0.00 | 0.00 | 209,618.43 | 209,594.18 | 24.25 | 99.99 % | 1.12 | 0.00 | 0.00 |
| Lewisville (FD) | 0.00 | 41,073.59 | 41,073.59 | 145.00 | 0.00 | 0.00 | 40,928.59 | 39,813.71 | 1,114.88 | 97.28 % | 22.47 | 0.05 | 0.00 |
| Mineral Springs | 0.00 | 6,584.66 | 6,584.66 | 83.63 | 0.00 | 0.00 | 6,501.03 | 6,213.75 | 287.28 | 95.58 % | 4.13 | 0.00 | 0.00 |
| MS Service Dist. | 0.00 | 130.48 | 130.48 | 0.00 | 0.00 | 0.00 | 130.48 | 118.15 | 12.33 | 90.55 % | 0.00 | 0.00 | 0.00 |
| Mount Tabor | 0.00 | 2,051.69 | 2,051.69 | 0.00 | 0.00 | 0.00 | 2,051.69 | 2,006.23 | 45.46 | 97.78 % | 1.55 | 0.00 | 0.00 |
| Old Richmond | 0.00 | 14,306.74 | 14,306.74 | 145.16 | 0.00 | 0.00 | 14,161.58 | 13,446.41 | 715.17 | 94.95 % | 14.80 | 0.10 | 10.39 |
| Piney Grove | 0.00 | 19,734.01 | 19,734.01 | 49.45 | 0.00 | 0.00 | 19,684.56 | 17,708.53 | 1,976.03 | 89.96 % | 19.31 | 0.17 | 23.19 |
| Salem Chapel | 0.00 | 5,784.50 | 5,784.50 | 25.51 | 0.00 | 0.00 | 5,758.99 | 5,656.89 | 102.10 | 98.23 % | 11.35 | 0.00 | 6.63 |
| South Fork | 0.00 | 1,009.48 | 1,009.48 | 0.00 | 0.00 | 0.00 | 1,009.48 | 1,006.45 | 3.03 | 99.70 % | 0.02 | 0.00 | 0.00 |
| Suburban (RH) | 0.00 | 87,250.84 | 87,250.84 | 51.47 | 0.00 | 0.00 | 87,199.37 | 86,371.03 | 828.34 | 99.05 % | 4.24 | 0.10 | 23.40 |
| Talley's Cross | 0.00 | 6,146.68 | 6,146.68 | 35.10 | 0.00 | 0.00 | 6,111.58 | 5,989.76 | 121.82 | 98.01 % | 7.46 | 0.00 | 0.00 |
| Triangle | 0.00 | 5,877.75 | 5,877.75 | 0.03 | 0.00 | 0.00 | 5,877.72 | 5,562.06 | 315.66 | 94.63 % | 2.10 | 0.00 | 0.00 |
| Union Cross | 0.00 | 13,607.31 | 13,607.31 | 8.48 | 0.00 | 0.00 | 13,598.83 | 13,342.32 | 256.51 | 98.11 % | 6.01 | 0.02 | 0.00 |
| Vienna | 0.00 | 11,617.40 | 11,617.40 | 48.26 | 0.00 | 0.00 | 11,569.14 | 11,186.21 | 382.93 | 96.69 % | 25.38 | 0.05 | 0.00 |
| Walkertown NE | 0.00 | 17,446.12 | 17,446.12 | 121.02 | 0.00 | 0.00 | 17,325.10 | 16,745.96 | 579.14 | 96.66 % | 18.64 | 0.13 | 0.00 |
| West Bend | 0.00 | 925.22 | 925.22 | 0.00 | 0.00 | 0.00 | 925.22 | 919.99 | 5.23 | 99.43 % | 0.63 | 0.06 | 0.00 |
| FD Sub Totals | 0.00 | 556,920.86 | 556,920.86 | 1,314.75 | 0.00 | 0.00 | 555,606.11 | 546,362.42 | 9,243.69 | 98.34 % | 437.55 | 0.80 | 152.64 |
| JU Sub Totals | 0.00 | 41,270,551.99 | 41,270,551.99 | 141,190.31 | 54.90 | 250.89 | 41,129,055.89 | 40,635,836.68 | 493,219.21 | 98.80 % | 25,120.03 | 18.85 | 69,278.72 |
| Grand Totals | 0.00 | 41,827,472.85 | 41,827,472.85 | 142,505.06 | 54.90 | 250.89 | 41,684,662.00 | 41,182,199.10 | 502,462.90 | 98.79 % | 25,557.58 | 19.65 | 69,431.36 |
| Adv Total | 0.00 | 0.00 | 0.00 | 0.00 | 0.00 | 0.00 | 0.00 | 0.00 | 0.00 | 0.00 % | 0.00 | 0.00 | 0.00 |
| Garn Total | 0.00 | 2,670.00 | 2,670.00 | 480.00 | 0.00 | 0.00 | 2,190.00 | 1,680.00 | 510.00 | 76.71 % | 0.00 | 0.00 | 60.00 |
| Ret Chk Total | 0.00 | 192.03 | 192.03 | 0.00 | 0.00 | 0.00 | 192.03 | 72.16 | 119.87 | 37.59 % | 0.00 | 0.00 | 72.16 |
| Fees Totals | 0.00 | 2,862.03 | 2,862.03 | 480.00 | 0.00 | 0.00 | 2,382.03 | 1,752.16 | 629.87 | 73.56 % | 0.00 | 0.00 | 132.16 |

YTD Through June 2014 (Charged) Year of 2013

| | A | B | C (A+B) | D | E | F | G (C-D-E-F) | H | I (G-H) | J (H/G * 100) | K | L | M |
|-----------------------|-----------------|----------------------|----------------------|-------------------|---------------|-------------|----------------------|---------------------|-------------------|----------------|-------------------|---------------|------------------|
| | Previous Uncoll | New Charges | Total Charges | Releases | Unders | Discounts | Net Charges | Collected | Uncollected | % Coll | Int. Total | Over Total | Rev. Total |
| Forsyth County | | | | | | | | | | | | | |
| Regular Tax | 0.00 | 10,286,145.78 | 10,286,145.78 | 143,126.13 | 744.43 | 0.00 | 10,142,275.22 | 9,211,915.38 | 930,359.84 | 90.83 % | 154,898.71 | 245.48 | 20,857.08 |
| Total | 0.00 | 10,286,145.78 | 10,286,145.78 | 143,126.13 | 744.43 | 0.00 | 10,142,275.22 | 9,211,915.38 | 930,359.84 | 90.83 % | 154,898.71 | 245.48 | 20,857.08 |
| Bethania | | | | | | | | | | | | | |
| Regular Tax | 0.00 | 5,674.18 | 5,674.18 | 19.38 | 0.75 | 0.00 | 5,654.05 | 5,511.76 | 142.29 | 97.48 % | 88.14 | 0.03 | 40.05 |
| Total | 0.00 | 5,674.18 | 5,674.18 | 19.38 | 0.75 | 0.00 | 5,654.05 | 5,511.76 | 142.29 | 97.48 % | 88.14 | 0.03 | 40.05 |
| Clemmons | | | | | | | | | | | | | |
| Regular Tax | 0.00 | 114,918.20 | 114,918.20 | 1,403.96 | 8.83 | 0.00 | 113,505.41 | 107,631.99 | 5,873.42 | 94.83 % | 1,364.88 | 2.17 | 102.27 |
| Total | 0.00 | 114,918.20 | 114,918.20 | 1,403.96 | 8.83 | 0.00 | 113,505.41 | 107,631.99 | 5,873.42 | 94.83 % | 1,364.88 | 2.17 | 102.27 |
| High Point | | | | | | | | | | | | | |
| Regular Tax | 0.00 | 1,097.84 | 1,097.84 | 96.46 | 0.00 | 0.00 | 1,001.38 | 879.20 | 122.18 | 87.80 % | 18.49 | 0.00 | 0.00 |
| Vehicle | 0.00 | 50.00 | 50.00 | 5.00 | 0.00 | 0.00 | 45.00 | 30.00 | 15.00 | 66.67 % | 1.57 | 0.00 | 0.00 |
| Total | 0.00 | 1,147.84 | 1,147.84 | 101.46 | 0.00 | 0.00 | 1,046.38 | 909.20 | 137.18 | 86.89 % | 20.06 | 0.00 | 0.00 |
| Kernersville | | | | | | | | | | | | | |
| Regular Tax | 0.00 | 557,193.45 | 557,193.45 | 8,367.97 | 38.62 | 0.00 | 548,788.86 | 505,812.11 | 42,976.75 | 92.17 % | 7,576.40 | 14.32 | 1,187.51 |
| Vehicle | 0.00 | 55,345.00 | 55,345.00 | 260.00 | 10.36 | 0.00 | 55,074.64 | 49,372.53 | 5,702.11 | 89.65 % | 860.83 | 3.52 | 98.48 |
| Total | 0.00 | 612,538.45 | 612,538.45 | 8,627.97 | 48.98 | 0.00 | 603,863.50 | 555,184.64 | 48,678.86 | 91.94 % | 8,437.23 | 17.84 | 1,285.99 |
| King | | | | | | | | | | | | | |
| Regular Tax | 0.00 | 11,840.57 | 11,840.57 | 395.90 | 0.86 | 0.00 | 11,443.81 | 10,376.48 | 1,067.33 | 90.67 % | 190.73 | 0.66 | 1.25 |
| Vehicle | 0.00 | 1,610.00 | 1,610.00 | 30.00 | 0.56 | 0.00 | 1,579.44 | 1,409.44 | 170.00 | 89.24 % | 27.17 | 0.51 | 0.07 |
| Total | 0.00 | 13,450.57 | 13,450.57 | 425.90 | 1.42 | 0.00 | 13,023.25 | 11,785.92 | 1,237.33 | 90.50 % | 217.90 | 1.17 | 1.32 |
| Lewisville | | | | | | | | | | | | | |
| Regular Tax | 0.00 | 122,525.09 | 122,525.09 | 1,399.50 | 12.99 | 0.00 | 121,112.60 | 114,721.12 | 6,391.48 | 94.72 % | 1,493.03 | 3.07 | 218.58 |
| Muni Distr WR | 0.00 | 1,864.43 | 1,864.43 | 33.26 | 0.00 | 0.00 | 1,831.17 | 1,703.22 | 127.95 | 93.01 % | 19.81 | 0.09 | 0.00 |
| Total | 0.00 | 124,389.52 | 124,389.52 | 1,432.76 | 12.99 | 0.00 | 122,943.77 | 116,424.34 | 6,519.43 | 94.70 % | 1,512.84 | 3.16 | 218.58 |
| Rural Hall | | | | | | | | | | | | | |
| Regular Tax | 0.00 | 33,644.24 | 33,644.24 | 341.89 | 4.12 | 0.00 | 33,298.23 | 29,927.68 | 3,370.55 | 89.88 % | 553.11 | 1.28 | 65.30 |
| Total | 0.00 | 33,644.24 | 33,644.24 | 341.89 | 4.12 | 0.00 | 33,298.23 | 29,927.68 | 3,370.55 | 89.88 % | 553.11 | 1.28 | 65.30 |
| Tobaccoville | | | | | | | | | | | | | |
| Regular Tax | 0.00 | 6,269.78 | 6,269.78 | 92.39 | 1.06 | 0.00 | 6,176.33 | 5,777.24 | 399.09 | 93.54 % | 87.98 | 0.35 | 2.66 |
| Total | 0.00 | 6,269.78 | 6,269.78 | 92.39 | 1.06 | 0.00 | 6,176.33 | 5,777.24 | 399.09 | 93.54 % | 87.98 | 0.35 | 2.66 |
| Walkertown | | | | | | | | | | | | | |
| Regular Tax | 0.00 | 40,623.29 | 40,623.29 | 245.09 | 4.04 | 0.00 | 40,374.16 | 36,963.93 | 3,410.23 | 91.55 % | 718.23 | 2.64 | 70.38 |
| Total | 0.00 | 40,623.29 | 40,623.29 | 245.09 | 4.04 | 0.00 | 40,374.16 | 36,963.93 | 3,410.23 | 91.55 % | 718.23 | 2.64 | 70.38 |
| Winston-Salem | | | | | | | | | | | | | |
| Regular Tax | 0.00 | 4,403,720.75 | 4,403,720.75 | 70,814.53 | 228.62 | 0.00 | 4,332,677.60 | 3,858,626.25 | 474,051.35 | 89.06 % | 70,832.37 | 73.78 | 10,097.05 |
| Vehicle | 0.00 | 1,439,475.00 | 1,439,475.00 | 9,495.00 | 173.40 | 0.00 | 1,429,806.60 | 1,210,465.23 | 219,341.37 | 84.66 % | 28,333.68 | 61.94 | 3,146.41 |
| Total | 0.00 | 5,843,195.75 | 5,843,195.75 | 80,309.53 | 402.02 | 0.00 | 5,762,484.20 | 5,069,091.48 | 693,392.72 | 87.97 % | 99,166.05 | 135.72 | 13,243.46 |
| Munis Totals | 0.00 | 6,795,851.82 | 6,795,851.82 | 93,000.33 | 482.21 | 0.00 | 6,702,369.28 | 5,939,208.18 | 763,161.10 | 88.61 % | 112,166.42 | 164.36 | 15,030.01 |

- YTD Through June 2014 (Charged) Year of 2013

| | A | B | C (A+B) | D | E | F | G (C-D-E-F) | H | I (G-H) | J (H/G * 100) | K | L | M |
|----------------------|-----------------|---------------|---------------|------------|----------|-----------|---------------|---------------|--------------|---------------|------------|------------|------------|
| | Previous Uncoil | New Charges | Total Charges | Releases | Unders | Discounts | Net Charges | Collected | Uncollected | % Coll | Int. Total | Over Total | Rev. Total |
| Beeson's CR | 0.00 | 13,740.53 | 13,740.53 | 131.97 | 0.00 | 0.00 | 13,608.62 | 12,798.03 | 810.59 | 94.04% | 186.34 | 0.43 | 33.30 |
| Beeson SD | 0.00 | 629.06 | 629.06 | 29.18 | 0.00 | 0.00 | 599.88 | 555.57 | 44.37 | 92.60% | 3.52 | 0.08 | 0.00 |
| Belews Creek | 0.00 | 12,581.03 | 12,581.03 | 144.07 | 0.00 | 0.00 | 12,436.96 | 11,638.52 | 798.44 | 93.58% | 167.58 | 0.29 | 0.00 |
| City View | 0.00 | 1,934.33 | 1,934.33 | 17.43 | 0.00 | 0.00 | 1,916.90 | 1,728.88 | 188.02 | 90.19% | 49.67 | 0.04 | 0.00 |
| Clemmons (FD) | 0.00 | 58,565.81 | 58,565.81 | 638.64 | 0.00 | 0.00 | 57,927.17 | 55,228.17 | 2,699.00 | 95.34% | 680.51 | 0.97 | 72.84 |
| Forest Hill | 0.00 | 614.21 | 614.21 | 0.00 | 0.00 | 0.00 | 614.21 | 549.40 | 64.81 | 89.45% | 13.46 | 0.00 | 7.69 |
| Griffith | 0.00 | 6,536.94 | 6,536.94 | 175.24 | 0.00 | 0.00 | 6,361.70 | 5,844.33 | 517.37 | 91.87% | 111.65 | 0.08 | 18.77 |
| Gumtree | 0.00 | 3,345.74 | 3,345.74 | 48.85 | 0.00 | 0.00 | 3,296.89 | 3,097.32 | 199.57 | 93.95% | 61.80 | 0.00 | 25.68 |
| Horneytown | 0.00 | 12,056.07 | 12,056.07 | 94.78 | 0.00 | 0.00 | 11,961.29 | 11,158.64 | 802.65 | 93.29% | 171.81 | 0.70 | 7.54 |
| King (FD) | 0.00 | 3,102.06 | 3,102.06 | 47.37 | 0.00 | 0.00 | 3,054.69 | 2,889.61 | 165.08 | 94.60% | 40.60 | 0.03 | 0.00 |
| Lewisville (FD) | 0.00 | 52,232.46 | 52,232.46 | 488.74 | 0.00 | 0.00 | 51,743.72 | 48,843.08 | 2,900.64 | 94.39% | 567.68 | 0.78 | 55.36 |
| Mineral Springs | 0.00 | 9,834.97 | 9,834.97 | 56.87 | 0.00 | 0.00 | 9,778.10 | 8,700.70 | 1,077.40 | 88.98% | 183.01 | 0.37 | 15.53 |
| MS Service Dist. | 0.00 | 342.97 | 342.97 | 0.00 | 0.00 | 0.00 | 342.97 | 263.26 | 79.71 | 76.76% | 2.23 | 0.00 | 0.00 |
| Mount Tabor | 0.00 | 3,781.10 | 3,781.10 | 33.51 | 0.00 | 0.00 | 3,747.59 | 3,499.58 | 248.01 | 93.38% | 42.83 | 0.00 | 0.00 |
| Old Richmond | 0.00 | 22,616.35 | 22,616.35 | 321.25 | 0.00 | 0.00 | 22,295.10 | 20,936.19 | 1,358.91 | 93.90% | 330.46 | 0.84 | 62.66 |
| Piney Grove | 0.00 | 40,253.58 | 40,253.58 | 452.77 | 0.00 | 0.00 | 39,800.81 | 37,472.98 | 2,327.83 | 94.15% | 534.75 | 0.66 | 51.03 |
| Salem Chapel | 0.00 | 4,020.60 | 4,020.60 | 52.81 | 0.00 | 0.00 | 3,967.79 | 3,621.05 | 346.74 | 91.26% | 56.10 | 0.09 | 0.00 |
| South Fork | 0.00 | 114.46 | 114.46 | 0.00 | 0.00 | 0.00 | 114.46 | 108.27 | 6.25 | 94.54% | 0.37 | 0.00 | 0.00 |
| Suburban (RH) | 0.00 | 18,115.80 | 18,115.80 | 216.08 | 0.00 | 0.00 | 17,899.72 | 16,310.36 | 1,589.36 | 91.12% | 280.36 | 0.47 | 27.33 |
| Talley's Cross | 0.00 | 10,430.93 | 10,430.93 | 100.23 | 0.00 | 0.00 | 10,330.70 | 9,619.02 | 711.68 | 93.11% | 133.64 | 0.30 | 16.50 |
| Triangle | 0.00 | 5,619.86 | 5,619.86 | 28.74 | 0.00 | 0.00 | 5,591.12 | 5,245.43 | 345.69 | 93.82% | 69.80 | 0.08 | 5.12 |
| Union Cross | 0.00 | 12,596.03 | 12,596.03 | 140.75 | 0.00 | 0.00 | 12,455.28 | 11,470.98 | 984.30 | 92.10% | 181.85 | 0.63 | 33.16 |
| Vienna | 0.00 | 29,510.56 | 29,510.56 | 322.07 | 0.00 | 0.00 | 29,188.49 | 27,698.37 | 1,490.18 | 94.89% | 382.18 | 0.99 | 61.39 |
| Walkertown NE | 0.00 | 18,970.82 | 18,970.82 | 152.23 | 0.00 | 0.00 | 18,818.59 | 16,722.67 | 2,095.98 | 88.86% | 338.58 | 0.64 | 54.33 |
| West Bend | 0.00 | 1,706.49 | 1,706.49 | 30.07 | 0.00 | 0.00 | 1,676.42 | 1,654.65 | 21.77 | 98.70% | 21.30 | 0.00 | 0.00 |
| FD Sub Totals | 0.00 | 343,252.76 | 343,252.76 | 3,723.59 | 0.00 | 0.00 | 339,529.17 | 317,654.82 | 21,874.35 | 93.56% | 4,612.08 | 8.35 | 548.23 |
| JU Sub Totals | 0.00 | 17,081,997.60 | 17,081,997.60 | 236,126.46 | 1,226.64 | 0.00 | 16,844,644.50 | 15,151,123.56 | 1,693,520.94 | 89.95% | 267,065.13 | 409.84 | 35,887.09 |
| Grand Totals | 0.00 | 17,425,250.36 | 17,425,250.36 | 239,850.05 | 1,226.64 | 0.00 | 17,184,173.67 | 15,468,778.38 | 1,715,395.29 | 90.02% | 271,677.21 | 418.19 | 36,435.32 |
| Adv Total | 0.00 | 0.00 | 0.00 | 0.00 | 0.00 | 0.00 | 0.00 | 0.00 | 0.00 | 0.00% | 0.00 | 0.00 | 0.00 |
| Garn Total | 0.00 | 23,160.00 | 23,160.00 | 3,180.00 | 0.00 | 0.00 | 19,980.00 | 19,091.57 | 888.43 | 95.55% | 0.00 | 0.05 | 210.61 |
| Ret Chk Total | 50.00 | 3,635.47 | 3,685.47 | 123.63 | 0.00 | 0.00 | 3,561.84 | 2,080.65 | 1,481.19 | 58.42% | 0.00 | 0.00 | 100.00 |
| Fees Totals | 0.00 | 26,795.47 | 26,795.47 | 3,303.63 | 0.00 | 0.00 | 23,491.84 | 21,172.22 | 2,319.62 | 90.13% | 0.00 | 0.05 | 310.61 |

YTD Through June 2014 (Charged) All Back Years

| | A | B | C (A+B) | D | E | F | G (C-D-E-F) | H | I (G-H) | J (H/G * 100) | K | L | M |
|-----------------------|---------------------|-----------------|---------------------|------------------|---------------|-------------|---------------------|---------------------|---------------------|----------------|-------------------|---------------|------------------|
| | Previous Uncoll | New Charges | Total Charges | Releases | Unders | Discounts | Net Charges | Collected | Uncollected | % Coll | Int. Total | Over Total | Rev. Total |
| Forsyth County | | | | | | | | | | | | | |
| Regular Tax | 8,410,316.74 | 1,625.15 | 8,411,941.89 | 33,651.37 | 383.46 | 0.00 | 8,377,907.06 | 3,853,962.43 | 4,523,944.63 | 46.00 % | 444,418.02 | 198.01 | 66,685.90 |
| Dog Tax | 0.00 | 0.00 | 0.00 | 0.00 | 0.00 | 0.00 | 0.00 | 0.00 | 0.00 | 0.00 % | 0.00 | 0.00 | 0.00 |
| Total | 8,410,316.74 | 1,625.15 | 8,411,941.89 | 33,651.37 | 383.46 | 0.00 | 8,377,907.06 | 3,853,962.43 | 4,523,944.63 | 46.00 % | 444,418.02 | 198.01 | 66,685.90 |
| Bethania | | | | | | | | | | | | | |
| Regular Tax | 4,450.54 | 0.00 | 4,450.54 | 0.00 | 0.89 | 0.00 | 4,449.65 | 1,044.59 | 3,405.06 | 23.48 % | 119.48 | 0.00 | 43.46 |
| Total | 4,450.54 | 0.00 | 4,450.54 | 0.00 | 0.89 | 0.00 | 4,449.65 | 1,044.59 | 3,405.06 | 23.48 % | 119.48 | 0.00 | 43.46 |
| Clemmons | | | | | | | | | | | | | |
| Regular Tax | 42,051.11 | 47.84 | 42,098.95 | 236.29 | 4.07 | 0.00 | 41,858.59 | 19,778.70 | 22,079.89 | 47.25 % | 1,767.17 | 1.48 | 231.66 |
| Stormwater | 8,945.63 | 0.00 | 8,945.63 | 0.00 | 0.05 | 0.00 | 8,945.58 | 3,263.61 | 5,681.97 | 36.48 % | 231.12 | 0.01 | 60.07 |
| Total | 50,996.74 | 47.84 | 51,044.58 | 236.29 | 4.12 | 0.00 | 50,804.17 | 23,042.31 | 27,761.86 | 45.36 % | 1,998.29 | 1.49 | 291.73 |
| High Point | | | | | | | | | | | | | |
| Regular Tax | 457.14 | 0.00 | 457.14 | 56.62 | 0.00 | 0.00 | 400.52 | 320.50 | 80.02 | 80.02 % | 31.22 | 0.00 | 0.00 |
| Vehicle | 35.00 | 0.00 | 35.00 | 0.00 | 0.00 | 0.00 | 35.00 | 10.00 | 25.00 | 28.57 % | 1.03 | 0.00 | 0.00 |
| Total | 492.14 | 0.00 | 492.14 | 56.62 | 0.00 | 0.00 | 435.52 | 330.50 | 105.02 | 75.89 % | 32.25 | 0.00 | 0.00 |
| Kernersville | | | | | | | | | | | | | |
| Regular Tax | 491,222.57 | 122.77 | 491,345.34 | 1,921.97 | 18.64 | 0.00 | 489,404.73 | 175,419.43 | 313,985.30 | 35.84 % | 18,536.02 | 8.21 | 3,072.95 |
| Recycle | 3,843.18 | 0.00 | 3,843.18 | 129.60 | 0.14 | 0.00 | 3,713.44 | 2,360.81 | 1,352.63 | 63.57 % | 303.65 | 0.03 | 52.57 |
| Stormwater | 38,823.57 | 0.00 | 38,823.57 | 158.04 | 0.28 | 0.00 | 38,665.25 | 24,206.23 | 14,459.02 | 62.60 % | 2,866.20 | 0.04 | 227.98 |
| Vehicle | 21,441.38 | 5.00 | 21,446.38 | 85.00 | 5.96 | 0.00 | 21,355.42 | 9,979.09 | 11,376.33 | 46.73 % | 1,059.58 | 1.93 | 70.91 |
| Total | 555,330.70 | 127.77 | 555,458.47 | 2,294.61 | 25.02 | 0.00 | 553,138.84 | 211,965.56 | 341,173.28 | 38.32 % | 22,765.45 | 10.21 | 3,424.41 |
| King | | | | | | | | | | | | | |
| Regular Tax | 7,398.88 | 0.00 | 7,398.88 | 10.69 | 1.05 | 0.00 | 7,387.14 | 4,369.56 | 3,017.58 | 59.15 % | 467.67 | 0.11 | 37.27 |
| Vehicle | 570.30 | 0.00 | 570.30 | 0.00 | 0.32 | 0.00 | 569.98 | 364.68 | 205.30 | 63.98 % | 36.23 | 0.11 | 0.00 |
| Total | 7,969.18 | 0.00 | 7,969.18 | 10.69 | 1.37 | 0.00 | 7,957.12 | 4,734.24 | 3,222.88 | 59.50 % | 503.90 | 0.22 | 37.27 |
| Lewisville | | | | | | | | | | | | | |
| Regular Tax | 48,588.11 | 47.49 | 48,635.60 | 128.29 | 4.75 | 0.00 | 48,502.56 | 26,773.00 | 21,729.56 | 55.20 % | 3,701.07 | 1.60 | 153.34 |
| Vehicle | 0.00 | 0.00 | 0.00 | 0.00 | 0.00 | 0.00 | 0.00 | 0.00 | 0.00 | 0.00 % | 0.00 | 0.00 | 0.00 |
| Muni Distr WR | 336.82 | 0.00 | 336.82 | 0.00 | 0.00 | 0.00 | 336.82 | 253.92 | 82.90 | 75.39 % | 29.15 | 0.04 | 0.00 |
| Total | 48,924.93 | 47.49 | 48,972.42 | 128.29 | 4.75 | 0.00 | 48,839.38 | 27,026.92 | 21,812.46 | 55.34 % | 3,730.22 | 1.64 | 153.34 |
| Rural Hall | | | | | | | | | | | | | |
| Regular Tax | 22,710.12 | 0.00 | 22,710.12 | 150.82 | 1.92 | 0.00 | 22,557.38 | 12,237.54 | 10,319.84 | 54.25 % | 1,368.35 | 1.03 | 180.50 |
| Total | 22,710.12 | 0.00 | 22,710.12 | 150.82 | 1.92 | 0.00 | 22,557.38 | 12,237.54 | 10,319.84 | 54.25 % | 1,368.35 | 1.03 | 180.50 |
| Tobaccoville | | | | | | | | | | | | | |
| Regular Tax | 4,742.27 | 0.00 | 4,742.27 | 33.46 | 0.59 | 0.00 | 4,708.22 | 2,686.87 | 2,021.35 | 57.07 % | 279.18 | 0.07 | 57.49 |
| Total | 4,742.27 | 0.00 | 4,742.27 | 33.46 | 0.59 | 0.00 | 4,708.22 | 2,686.87 | 2,021.35 | 57.07 % | 279.18 | 0.07 | 57.49 |
| Walkertown | | | | | | | | | | | | | |
| Regular Tax | 35,216.44 | 24.81 | 35,241.25 | 215.40 | 2.89 | 0.00 | 35,022.96 | 15,156.29 | 19,866.67 | 43.28 % | 1,887.64 | 1.09 | 228.44 |
| Total | 35,216.44 | 24.81 | 35,241.25 | 215.40 | 2.89 | 0.00 | 35,022.96 | 15,156.29 | 19,866.67 | 43.28 % | 1,887.64 | 1.09 | 228.44 |
| Winston-Salem | | | | | | | | | | | | | |
| Regular Tax | 4,061,775.40 | 755.22 | 4,062,530.62 | 18,572.43 | 126.76 | 0.00 | 4,043,831.43 | 1,875,290.49 | 2,168,540.94 | 46.37 % | 214,516.19 | 68.01 | 33,100.73 |
| Vehicle | 798,906.26 | 60.00 | 798,966.26 | 2,970.00 | 94.51 | 0.00 | 795,901.75 | 363,430.80 | 432,470.95 | 45.66 % | 40,348.74 | 44.99 | 3,792.65 |
| Total | 4,860,681.66 | 815.22 | 4,861,496.88 | 21,542.43 | 221.27 | 0.00 | 4,839,733.18 | 2,238,721.29 | 2,601,011.89 | 46.26 % | 254,864.93 | 113.00 | 36,893.38 |
| Munis Totals | 5,591,514.72 | 1,063.13 | 5,592,577.85 | 24,668.61 | 262.82 | 0.00 | 5,567,646.42 | 2,536,946.11 | 3,030,700.31 | 45.57 % | 287,549.69 | 128.75 | 41,310.02 |

YTD Through June 2014 (Charged) All Back Years

| | A | B | C (A+B) | D | E | F | G (C-D-E-F) | H | I (G-H) | J (H/G * 100) | K | L | M |
|----------------------|----------------------|-----------------|----------------------|------------------|---------------|-------------|----------------------|---------------------|---------------------|----------------|-------------------|---------------|-------------------|
| | Previous Uncoll | New Charges | Total Charges | Releases | Unders | Discounts | Net Charges | Collected | Uncollected | % Coll | Int. Total | Over Total | Rev. Total |
| Beeson's CR | 7,580.07 | 0.00 | 7,580.07 | 10.73 | 0.00 | 0.00 | 7,569.34 | 3,310.13 | 4,259.21 | 43.73 % | 310.78 | 0.19 | 239.57 |
| Beeson SD | 0.00 | 0.00 | 0.00 | 0.00 | 0.00 | 0.00 | 0.00 | 0.00 | 0.00 | 0.00 % | 0.00 | 0.00 | 0.00 |
| Belews Creek | 6,174.74 | 77.27 | 6,252.01 | 23.40 | 0.00 | 0.00 | 6,228.61 | 3,545.37 | 2,683.24 | 56.92 % | 371.34 | 0.19 | 181.30 |
| City View | 1,805.32 | 0.00 | 1,805.32 | 2.77 | 0.00 | 0.00 | 1,802.55 | 583.35 | 1,219.20 | 32.36 % | 80.06 | 0.10 | 1.11 |
| Clemmons (FD) | 21,702.83 | 20.82 | 21,723.65 | 69.92 | 0.00 | 0.00 | 21,653.73 | 9,948.19 | 11,705.54 | 45.94 % | 1,351.53 | 0.65 | 84.49 |
| Forest Hill | 421.66 | 0.00 | 421.66 | 0.00 | 0.00 | 0.00 | 421.66 | 214.30 | 207.36 | 50.82 % | 25.94 | 0.00 | 0.00 |
| Griffith | 4,894.50 | 0.00 | 4,894.50 | 17.49 | 0.00 | 0.00 | 4,877.01 | 2,823.62 | 2,053.39 | 57.90 % | 327.05 | 0.17 | 21.89 |
| Gumtree | 1,887.77 | 0.00 | 1,887.77 | 0.00 | 0.00 | 0.00 | 1,887.77 | 350.52 | 1,537.25 | 18.57 % | 33.58 | 0.08 | 0.00 |
| Hornetown | 9,169.58 | 18.58 | 9,188.16 | 4.13 | 0.00 | 0.00 | 9,184.03 | 4,265.80 | 4,918.23 | 46.45 % | 508.80 | 0.43 | 17.58 |
| King (FD) | 1,914.06 | 0.00 | 1,914.06 | 15.07 | 0.00 | 0.00 | 1,898.99 | 961.21 | 937.78 | 50.62 % | 88.16 | 0.00 | 0.00 |
| Lewisville (FD) | 19,938.90 | 0.00 | 19,938.90 | 84.13 | 0.00 | 0.00 | 19,854.77 | 11,031.65 | 8,823.12 | 55.56 % | 1,439.05 | 0.38 | 29.27 |
| Mineral Springs | 11,573.51 | 5.40 | 11,578.91 | 73.09 | 0.00 | 0.00 | 11,505.82 | 5,418.77 | 6,087.05 | 47.10 % | 680.27 | 0.30 | 124.64 |
| MS Service Dist. | 263.15 | 0.00 | 263.15 | 0.00 | 0.00 | 0.00 | 263.15 | 154.90 | 108.25 | 58.86 % | 13.47 | 0.00 | 0.00 |
| Mount Tabor | 1,557.73 | 0.00 | 1,557.73 | 0.52 | 0.00 | 0.00 | 1,557.21 | 417.90 | 1,139.31 | 26.84 % | 35.97 | 0.00 | 0.00 |
| Old Richmond | 14,977.93 | 3.13 | 14,981.06 | 42.49 | 0.00 | 0.00 | 14,938.57 | 7,577.93 | 7,360.64 | 50.73 % | 956.87 | 0.14 | 239.60 |
| Piney Grove | 20,321.77 | 23.91 | 20,345.68 | 12.83 | 0.00 | 0.00 | 20,332.85 | 9,314.28 | 11,018.57 | 45.81 % | 1,111.18 | 1.40 | 85.79 |
| Salem Chapel | 4,820.65 | 29.23 | 4,849.88 | 64.49 | 0.00 | 0.00 | 4,785.39 | 2,832.94 | 1,952.45 | 59.20 % | 415.62 | 0.21 | 18.63 |
| South Fork | 27.19 | 0.00 | 27.19 | 0.00 | 0.00 | 0.00 | 27.19 | 15.79 | 11.40 | 58.07 % | 0.70 | 0.00 | 0.00 |
| Suburban (RH) | 10,714.78 | 0.00 | 10,714.78 | 19.05 | 0.00 | 0.00 | 10,695.73 | 4,805.22 | 5,890.51 | 44.93 % | 540.14 | 0.49 | 111.85 |
| Talley's Cross | 8,078.26 | 0.00 | 8,078.26 | 55.20 | 0.00 | 0.00 | 8,023.06 | 3,160.38 | 4,862.68 | 39.39 % | 366.19 | 0.23 | 0.00 |
| Triangle | 1,992.50 | 0.00 | 1,992.50 | 6.03 | 0.00 | 0.00 | 1,986.47 | 786.64 | 1,199.83 | 39.60 % | 93.89 | 0.03 | 0.00 |
| Union Cross | 7,955.78 | 0.00 | 7,955.78 | 2.20 | 0.00 | 0.00 | 7,953.58 | 3,817.89 | 4,135.69 | 48.00 % | 444.35 | 0.24 | 60.32 |
| Vienna | 9,477.91 | 20.13 | 9,498.04 | 29.46 | 0.00 | 0.00 | 9,468.58 | 5,836.09 | 3,632.49 | 61.64 % | 660.41 | 0.35 | 56.22 |
| Walkertown NE | 15,788.93 | 31.46 | 15,820.38 | 33.60 | 0.00 | 0.00 | 15,786.78 | 6,619.71 | 9,167.07 | 41.93 % | 826.45 | 0.62 | 267.15 |
| West Bend | 335.70 | 0.00 | 335.70 | 0.00 | 0.00 | 0.00 | 335.70 | 92.59 | 243.11 | 27.58 % | 7.68 | 0.00 | 0.00 |
| FD Sub Totals | 183,375.22 | 229.92 | 183,605.14 | 566.60 | 0.00 | 0.00 | 183,038.54 | 87,885.17 | 95,153.37 | 48.01 % | 10,689.48 | 6.20 | 1,539.41 |
| JU Sub Totals | 14,001,831.46 | 2,688.28 | 14,004,519.74 | 58,319.98 | 646.28 | 0.00 | 13,945,553.48 | 6,390,908.54 | 7,554,644.94 | 45.83 % | 731,967.71 | 326.76 | 107,995.92 |
| Grand Totals | 14,185,206.68 | 2,918.20 | 14,188,124.88 | 58,886.58 | 646.28 | 0.00 | 14,128,592.02 | 6,478,793.71 | 7,649,798.31 | 45.86 % | 742,657.19 | 332.96 | 109,535.33 |

| | | | | | | | | | | | | | |
|---------------|-----------|----------|-----------|--------|------|------|-----------|-----------|-----------|---------|----------|------|--------|
| Adv Total | 73,279.49 | 0.00 | 73,279.49 | 126.00 | 0.00 | 0.00 | 73,153.49 | 18,991.51 | 54,161.98 | 25.96 % | 2,472.10 | 0.01 | 464.29 |
| Garn Total | 13,318.22 | -5.00 | 13,313.22 | 0.00 | 0.00 | 0.00 | 13,313.22 | 5,604.66 | 7,708.56 | 42.10 % | 0.00 | 0.51 | 179.23 |
| Ret Chk Total | 4,635.30 | 3,424.35 | 8,059.65 | 0.00 | 0.00 | 0.00 | 8,059.65 | 4,067.93 | 3,991.72 | 50.47 % | 0.00 | 0.00 | 75.00 |
| Fees Totals | 91,233.01 | 3,419.35 | 94,652.36 | 126.00 | 0.00 | 0.00 | 94,526.36 | 28664.10 | 65,862.26 | 0.07 % | 2,472.10 | 0.52 | 718.52 |

YTD Through June 2014 (Charged) BackYear of 2012

| | A | B | C (A+B) | D | E | F | G (C-D-E-F) | H | I (G-H) | J (H/G * 100) | K | L | M |
|-----------------------|---------------------|---------------|---------------------|------------------|---------------|-------------|---------------------|---------------------|---------------------|----------------|-------------------|---------------|------------------|
| | Previous Uncoll | New Charges | Total Charges | Releases | Unders | Discounts | Net Charges | Collected | Uncollected | % Coll | Int. Total | Over Total | Rev. Total |
| Forsyth County | | | | | | | | | | | | | |
| Regular Tax | 4,551,568.83 | 763.37 | 4,552,332.20 | 24,020.46 | 356.45 | 0.00 | 4,527,955.29 | 3,141,385.41 | 1,386,569.88 | 69.38 % | 283,235.54 | 184.50 | 49,065.99 |
| Total | 4,551,568.83 | 763.37 | 4,552,332.20 | 24,020.46 | 356.45 | 0.00 | 4,527,955.29 | 3,141,385.41 | 1,386,569.88 | 69.38 % | 283,235.54 | 184.50 | 49,065.99 |
| Bethania | | | | | | | | | | | | | |
| Regular Tax | 1,603.12 | 0.00 | 1,603.12 | 0.00 | 0.89 | 0.00 | 1,602.23 | 883.61 | 718.62 | 55.15 % | 72.82 | 0.00 | 15.18 |
| Total | 1,603.12 | 0.00 | 1,603.12 | 0.00 | 0.89 | 0.00 | 1,602.23 | 883.61 | 718.62 | 55.15 % | 72.82 | 0.00 | 15.18 |
| Clemmons | | | | | | | | | | | | | |
| Regular Tax | 25,577.46 | 47.84 | 25,625.30 | 236.29 | 4.04 | 0.00 | 25,384.97 | 18,168.10 | 7,216.87 | 71.57 % | 1,490.46 | 1.45 | 224.21 |
| Stormwater | 5,203.48 | 0.00 | 5,203.48 | 0.00 | 0.05 | 0.00 | 5,203.43 | 2,917.76 | 2,285.67 | 56.07 % | 186.22 | 0.00 | 60.07 |
| Total | 30,780.94 | 47.84 | 30,828.78 | 236.29 | 4.09 | 0.00 | 30,588.40 | 21,085.86 | 9,502.54 | 68.97 % | 1,676.68 | 1.45 | 284.28 |
| High Point | | | | | | | | | | | | | |
| Regular Tax | 441.38 | 0.00 | 441.38 | 56.62 | 0.00 | 0.00 | 384.76 | 320.50 | 64.26 | 83.30 % | 31.22 | 0.00 | 0.00 |
| Vehicle | 25.00 | 0.00 | 25.00 | 0.00 | 0.00 | 0.00 | 25.00 | 10.00 | 15.00 | 40.00 % | 1.03 | 0.00 | 0.00 |
| Total | 466.38 | 0.00 | 466.38 | 56.62 | 0.00 | 0.00 | 409.76 | 330.50 | 79.26 | 80.66 % | 32.25 | 0.00 | 0.00 |
| Kernersville | | | | | | | | | | | | | |
| Regular Tax | 209,109.26 | 122.77 | 209,232.03 | 1,752.94 | 17.18 | 0.00 | 207,461.91 | 144,577.71 | 62,884.20 | 69.69 % | 12,239.94 | 7.53 | 2,232.24 |
| Recycle | 2,334.52 | 0.00 | 2,334.52 | 129.60 | 0.10 | 0.00 | 2,204.82 | 1,458.91 | 745.91 | 66.17 % | 115.51 | 0.02 | 25.60 |
| Stormwater | 19,556.11 | 0.00 | 19,556.11 | 158.04 | 0.14 | 0.00 | 19,397.93 | 16,579.04 | 2,818.89 | 85.47 % | 1,275.60 | 0.03 | 195.08 |
| Vehicle | 14,011.51 | 5.00 | 14,016.51 | 85.00 | 5.72 | 0.00 | 13,925.79 | 9,389.97 | 4,535.82 | 67.43 % | 926.56 | 1.87 | 51.62 |
| Total | 245,011.40 | 127.77 | 245,139.17 | 2,125.58 | 23.14 | 0.00 | 242,990.45 | 172,005.63 | 70,984.82 | 70.79 % | 14,557.61 | 9.45 | 2,504.54 |
| King | | | | | | | | | | | | | |
| Regular Tax | 5,218.82 | 0.00 | 5,218.82 | 10.69 | 1.05 | 0.00 | 5,207.08 | 3,579.83 | 1,627.25 | 68.75 % | 311.87 | 0.11 | 37.27 |
| Vehicle | 430.26 | 0.00 | 430.26 | 0.00 | 0.32 | 0.00 | 429.94 | 354.68 | 75.26 | 82.50 % | 34.23 | 0.11 | 0.00 |
| Total | 5,649.08 | 0.00 | 5,649.08 | 10.69 | 1.37 | 0.00 | 5,637.02 | 3,934.51 | 1,702.51 | 69.60 % | 346.10 | 0.22 | 37.27 |
| Lewisville | | | | | | | | | | | | | |
| Regular Tax | 28,930.71 | 33.41 | 28,964.12 | 82.55 | 4.67 | 0.00 | 28,876.90 | 23,375.85 | 5,501.05 | 80.95 % | 1,951.12 | 1.40 | 88.86 |
| Muni Distr WR | 269.92 | 0.00 | 269.92 | 0.00 | 0.00 | 0.00 | 269.92 | 221.54 | 48.38 | 82.08 % | 22.36 | 0.04 | 0.00 |
| Total | 29,200.63 | 33.41 | 29,234.04 | 82.55 | 4.67 | 0.00 | 29,146.82 | 23,597.39 | 5,549.43 | 80.96 % | 1,973.48 | 1.44 | 88.86 |
| Rural Hall | | | | | | | | | | | | | |
| Regular Tax | 13,943.77 | 0.00 | 13,943.77 | 150.82 | 1.45 | 0.00 | 13,791.50 | 10,469.87 | 3,321.63 | 75.92 % | 978.40 | 0.91 | 104.08 |
| Total | 13,943.77 | 0.00 | 13,943.77 | 150.82 | 1.45 | 0.00 | 13,791.50 | 10,469.87 | 3,321.63 | 75.92 % | 978.40 | 0.91 | 104.08 |
| Tobaccoville | | | | | | | | | | | | | |
| Regular Tax | 2,868.67 | 0.00 | 2,868.67 | 22.30 | 0.56 | 0.00 | 2,845.81 | 1,950.28 | 895.53 | 68.53 % | 176.16 | 0.07 | 6.54 |
| Total | 2,868.67 | 0.00 | 2,868.67 | 22.30 | 0.56 | 0.00 | 2,845.81 | 1,950.28 | 895.53 | 68.53 % | 176.16 | 0.07 | 6.54 |
| Walkertown | | | | | | | | | | | | | |
| Regular Tax | 22,191.59 | 2.02 | 22,193.61 | 123.71 | 2.82 | 0.00 | 22,067.08 | 13,594.86 | 8,472.22 | 61.61 % | 1,231.82 | 1.05 | 186.75 |
| Total | 22,191.59 | 2.02 | 22,193.61 | 123.71 | 2.82 | 0.00 | 22,067.08 | 13,594.86 | 8,472.22 | 61.61 % | 1,231.82 | 1.05 | 186.75 |
| Winston-Salem | | | | | | | | | | | | | |
| Regular Tax | 2,215,495.74 | 204.20 | 2,215,699.94 | 12,757.73 | 113.69 | 0.00 | 2,202,828.52 | 1,522,813.90 | 680,014.62 | 69.13 % | 138,107.12 | 64.30 | 23,530.78 |
| Vehicle | 505,272.29 | 45.00 | 505,317.29 | 2,610.00 | 85.40 | 0.00 | 502,621.89 | 337,982.78 | 164,639.11 | 67.24 % | 34,277.85 | 43.55 | 2,830.64 |
| Total | 2,720,768.03 | 249.20 | 2,721,017.23 | 15,367.73 | 199.09 | 0.00 | 2,705,450.41 | 1,860,796.68 | 844,653.73 | 68.78 % | 172,384.97 | 107.85 | 26,361.42 |

YTD Through June 2014 (Charged)

BackYear of 2012

| | A | B | C (A+B) | D | E | F | G (C-D-E-F) | H | I (G-H) | J (H/G * 100) | K | L | M |
|----------------------|-----------------|-------------|---------------|-----------|--------|-----------|--------------|--------------|--------------|---------------|------------|------------|------------|
| | Previous Uncoll | New Charges | Total Charges | Releases | Unders | Discounts | Net Charges | Collected | Uncollected | % Coll | Int. Total | Over Total | Rev. Total |
| Munis Totals | 3,072,483.61 | 460.24 | 3,072,943.85 | 18,176.29 | 238.08 | 0.00 | 3,054,529.48 | 2,108,649.19 | 945,880.29 | 69.03 % | 193,430.29 | 122.44 | 29,588.92 |
| Beeson's CR | 4,442.00 | 0.00 | 4,442.00 | 10.73 | 0.00 | 0.00 | 4,431.27 | 3,157.52 | 1,273.75 | 71.26 % | 276.97 | 0.10 | 239.57 |
| Belews Creek | 4,183.11 | 77.27 | 4,260.38 | 12.49 | 0.00 | 0.00 | 4,247.89 | 3,143.15 | 1,104.74 | 73.99 % | 293.86 | 0.19 | 132.95 |
| City View | 790.21 | 0.00 | 790.21 | 1.66 | 0.00 | 0.00 | 788.55 | 436.80 | 351.75 | 55.39 % | 43.56 | 0.10 | 0.00 |
| Clemmons (FD) | 11,122.91 | 20.82 | 11,143.73 | 69.92 | 0.00 | 0.00 | 11,073.81 | 7,854.27 | 3,219.54 | 70.93 % | 701.69 | 0.62 | 74.32 |
| Forest Hill | 308.23 | 0.00 | 308.23 | 0.00 | 0.00 | 0.00 | 308.23 | 178.04 | 130.19 | 57.76 % | 15.83 | 0.00 | 0.00 |
| Griffith | 3,001.96 | 0.00 | 3,001.96 | 17.49 | 0.00 | 0.00 | 2,984.47 | 2,284.00 | 700.47 | 76.53 % | 213.89 | 0.13 | 21.89 |
| Gumtree | 641.44 | 0.00 | 641.44 | 0.00 | 0.00 | 0.00 | 641.44 | 340.79 | 300.65 | 53.13 % | 33.00 | 0.08 | 0.00 |
| Hornetown | 5,274.74 | 18.58 | 5,293.32 | 4.13 | 0.00 | 0.00 | 5,289.19 | 3,629.20 | 1,659.99 | 68.62 % | 371.60 | 0.43 | 17.58 |
| King (FD) | 1,227.62 | 0.00 | 1,227.62 | 15.07 | 0.00 | 0.00 | 1,212.55 | 936.98 | 275.57 | 77.27 % | 83.40 | 0.00 | 0.00 |
| Lewisville (FD) | 11,137.17 | 0.00 | 11,137.17 | 68.63 | 0.00 | 0.00 | 11,068.54 | 8,660.65 | 2,407.89 | 78.25 % | 772.38 | 0.38 | 7.26 |
| Mineral Springs | 6,592.92 | 5.40 | 6,598.32 | 25.96 | 0.00 | 0.00 | 6,572.36 | 4,401.55 | 2,170.81 | 66.97 % | 414.64 | 0.28 | 124.64 |
| MS Service Dist. | 197.97 | 0.00 | 197.97 | 0.00 | 0.00 | 0.00 | 197.97 | 152.57 | 45.40 | 77.07 % | 13.13 | 0.00 | 0.00 |
| Mount Tabor | 963.77 | 0.00 | 963.77 | 0.52 | 0.00 | 0.00 | 963.25 | 392.17 | 571.08 | 40.71 % | 30.49 | 0.00 | 0.00 |
| Old Richmond | 9,030.46 | 3.13 | 9,033.59 | 22.68 | 0.00 | 0.00 | 9,010.91 | 5,920.06 | 3,090.85 | 65.70 % | 547.94 | 0.14 | 127.13 |
| Piney Grove | 11,825.76 | 23.91 | 11,849.67 | 12.83 | 0.00 | 0.00 | 11,836.84 | 8,135.37 | 3,701.47 | 68.73 % | 803.12 | 1.14 | 82.43 |
| Salem Chapel | 2,908.68 | 13.81 | 2,922.49 | 64.49 | 0.00 | 0.00 | 2,858.00 | 1,858.64 | 999.36 | 65.03 % | 186.48 | 0.19 | 18.63 |
| South Fork | 23.87 | 0.00 | 23.87 | 0.00 | 0.00 | 0.00 | 23.87 | 15.79 | 8.08 | 66.15 % | 0.70 | 0.00 | 0.00 |
| Suburban (RH) | 6,593.69 | 0.00 | 6,593.69 | 19.05 | 0.00 | 0.00 | 6,574.64 | 4,283.68 | 2,290.96 | 65.15 % | 411.10 | 0.49 | 111.85 |
| Talley's Cross | 4,295.23 | 0.00 | 4,295.23 | 23.27 | 0.00 | 0.00 | 4,271.96 | 2,395.51 | 1,876.45 | 56.08 % | 202.35 | 0.23 | 0.00 |
| Triangle | 1,038.38 | 0.00 | 1,038.38 | 6.03 | 0.00 | 0.00 | 1,032.35 | 678.94 | 353.41 | 65.77 % | 67.04 | 0.03 | 0.00 |
| Union Cross | 5,093.16 | 0.00 | 5,093.16 | 2.20 | 0.00 | 0.00 | 5,090.96 | 3,616.42 | 1,474.54 | 71.04 % | 320.08 | 0.24 | 59.27 |
| Vienna | 7,012.73 | 14.16 | 7,026.89 | 29.46 | 0.00 | 0.00 | 6,997.43 | 5,518.53 | 1,478.90 | 78.87 % | 577.62 | 0.28 | 56.22 |
| Walkertown NE | 8,634.22 | 27.13 | 8,661.35 | 33.39 | 0.00 | 0.00 | 8,627.96 | 5,434.04 | 3,193.92 | 62.98 % | 520.76 | 0.62 | 170.94 |
| West Bend | 205.70 | 0.00 | 205.70 | 0.00 | 0.00 | 0.00 | 205.70 | 91.76 | 113.94 | 44.61 % | 7.48 | 0.00 | 0.00 |
| FD Sub Totals | 106,545.93 | 204.21 | 106,750.14 | 440.00 | 0.00 | 0.00 | 106,310.14 | 73,516.43 | 32,793.71 | 69.15 % | 6,909.11 | 5.67 | 1,244.68 |
| JU Sub Totals | 7,624,052.44 | 1,223.61 | 7,625,276.05 | 42,196.75 | 594.53 | 0.00 | 7,582,484.77 | 5,250,034.60 | 2,332,450.17 | 69.24 % | 476,665.83 | 306.94 | 78,654.91 |
| Grand Totals | 7,730,598.37 | 1,427.82 | 7,732,026.19 | 42,636.75 | 594.53 | 0.00 | 7,688,794.91 | 5,323,551.03 | 2,365,243.88 | 69.24 % | 483,574.94 | 312.61 | 79,899.59 |
| Adv Total | 24,021.27 | 0.00 | 24,021.27 | 12.00 | 0.00 | 0.00 | 24,009.27 | 12,558.93 | 11,450.34 | 52.31 % | 746.41 | 0.00 | 227.18 |
| Garn Total | 7,469.18 | 0.00 | 7,469.18 | 0.00 | 0.00 | 0.00 | 7,469.18 | 5,243.10 | 2,226.08 | 70.20 % | 0.00 | 0.48 | 120.00 |
| Ret Chk Total | 919.22 | 3,036.28 | 3,955.50 | 0.00 | 0.00 | 0.00 | 3,955.50 | 3,102.25 | 853.25 | 78.43 % | 0.00 | 0.00 | 25.00 |
| Fees Totals | 32,409.67 | 3,036.28 | 35,445.95 | 12.00 | 0.00 | 0.00 | 35,433.95 | 20,904.28 | 14,529.67 | 59.00 % | 746.41 | 0.48 | 372.18 |

YTD Through June 2014 (Charged) BackYear of 2011

| | A | B | C (A + B) | D | E | F | G (C - D - E - F) | H | I (G - H) | J (H/G * 100) | K | L | M |
|-----------------------|-----------------|-------------|---------------|----------|--------|-----------|-------------------|------------|-------------|---------------|------------|------------|------------|
| | Previous Uncoll | New Charges | Total Charges | Releases | Unders | Discounts | Net Charges | Collected | Uncollected | % Coll | Int. Total | Over Total | Rev. Total |
| Forsyth County | | | | | | | | | | | | | |
| Regular Tax | 1,317,739.08 | 76.80 | 1,317,815.88 | 3,116.36 | 16.49 | 0.00 | 1,314,683.03 | 425,389.51 | 889,293.52 | 32.36 % | 68,788.33 | 11.22 | 10,017.26 |
| Total | 1,317,739.08 | 76.80 | 1,317,815.88 | 3,116.36 | 16.49 | 0.00 | 1,314,683.03 | 425,389.51 | 889,293.52 | 32.36 % | 68,788.33 | 11.22 | 10,017.26 |
| Bethania | | | | | | | | | | | | | |
| Regular Tax | 610.79 | 0.00 | 610.79 | 0.00 | 0.00 | 0.00 | 610.79 | 53.18 | 557.61 | 8.71 % | 10.55 | 0.00 | 0.00 |
| Total | 610.79 | 0.00 | 610.79 | 0.00 | 0.00 | 0.00 | 610.79 | 53.18 | 557.61 | 8.71 % | 10.55 | 0.00 | 0.00 |
| Clemmons | | | | | | | | | | | | | |
| Regular Tax | 6,268.12 | 0.00 | 6,268.12 | 0.00 | 0.02 | 0.00 | 6,268.10 | 1,032.86 | 5,235.24 | 16.48 % | 161.13 | 0.03 | 3.34 |
| Stormwater | 1,423.59 | 0.00 | 1,423.59 | 0.00 | 0.00 | 0.00 | 1,423.59 | 278.67 | 1,144.92 | 19.58 % | 43.82 | 0.01 | 0.00 |
| Total | 7,691.71 | 0.00 | 7,691.71 | 0.00 | 0.02 | 0.00 | 7,691.69 | 1,311.53 | 6,380.16 | 17.05 % | 204.95 | 0.04 | 3.34 |
| High Point | | | | | | | | | | | | | |
| Regular Tax | 15.76 | 0.00 | 15.76 | 0.00 | 0.00 | 0.00 | 15.76 | 0.00 | 15.76 | 0.00 % | 0.00 | 0.00 | 0.00 |
| Vehicle | 10.00 | 0.00 | 10.00 | 0.00 | 0.00 | 0.00 | 10.00 | 0.00 | 10.00 | 0.00 % | 0.00 | 0.00 | 0.00 |
| Total | 25.76 | 0.00 | 25.76 | 0.00 | 0.00 | 0.00 | 25.76 | 0.00 | 25.76 | 0.00 % | 0.00 | 0.00 | 0.00 |
| Kernersville | | | | | | | | | | | | | |
| Regular Tax | 95,924.71 | 0.00 | 95,924.71 | 112.74 | 1.24 | 0.00 | 95,810.73 | 16,764.51 | 79,046.22 | 17.50 % | 2,804.35 | 0.68 | 574.99 |
| Recycle | 792.69 | 0.00 | 792.69 | 0.00 | 0.02 | 0.00 | 792.67 | 466.62 | 326.05 | 58.87 % | 80.11 | 0.01 | 26.97 |
| Stormwater | 11,669.39 | 0.00 | 11,669.39 | 0.00 | 0.11 | 0.00 | 11,669.28 | 3,855.86 | 7,813.42 | 33.04 % | 650.77 | 0.01 | 32.90 |
| Vehicle | 3,828.64 | 0.00 | 3,828.64 | 0.00 | 0.24 | 0.00 | 3,828.40 | 495.57 | 3,332.83 | 12.94 % | 101.37 | 0.06 | 17.92 |
| Total | 112,215.43 | 0.00 | 112,215.43 | 112.74 | 1.61 | 0.00 | 112,101.08 | 21,582.56 | 90,518.52 | 19.25 % | 3,636.60 | 0.76 | 652.78 |
| King | | | | | | | | | | | | | |
| Regular Tax | 1,955.70 | 0.00 | 1,955.70 | 0.00 | 0.00 | 0.00 | 1,955.70 | 789.73 | 1,165.97 | 40.38 % | 155.80 | 0.00 | 0.00 |
| Vehicle | 85.04 | 0.00 | 85.04 | 0.00 | 0.00 | 0.00 | 85.04 | 10.00 | 75.04 | 11.76 % | 2.00 | 0.00 | 0.00 |
| Total | 2,040.74 | 0.00 | 2,040.74 | 0.00 | 0.00 | 0.00 | 2,040.74 | 799.73 | 1,241.01 | 39.19 % | 157.80 | 0.00 | 0.00 |
| Lewisville | | | | | | | | | | | | | |
| Regular Tax | 7,222.35 | 6.89 | 7,229.24 | 0.00 | 0.08 | 0.00 | 7,229.16 | 2,572.26 | 4,656.90 | 35.58 % | 422.14 | 0.20 | 64.48 |
| Muni Distr WR | 36.24 | 0.00 | 36.24 | 0.00 | 0.00 | 0.00 | 36.24 | 28.74 | 7.50 | 79.30 % | 5.57 | 0.00 | 0.00 |
| Total | 7,258.59 | 6.89 | 7,265.48 | 0.00 | 0.08 | 0.00 | 7,265.40 | 2,601.00 | 4,664.40 | 35.80 % | 427.71 | 0.20 | 64.48 |
| Rural Hall | | | | | | | | | | | | | |
| Regular Tax | 2,760.84 | 0.00 | 2,760.84 | 0.00 | 0.06 | 0.00 | 2,760.78 | 1,045.92 | 1,714.86 | 37.88 % | 217.54 | 0.00 | 76.42 |
| Total | 2,760.84 | 0.00 | 2,760.84 | 0.00 | 0.06 | 0.00 | 2,760.78 | 1,045.92 | 1,714.86 | 37.88 % | 217.54 | 0.00 | 76.42 |
| Tobaccoville | | | | | | | | | | | | | |
| Regular Tax | 888.58 | 0.00 | 888.58 | 11.16 | 0.03 | 0.00 | 877.39 | 335.14 | 542.25 | 38.20 % | 58.28 | 0.00 | 50.95 |
| Total | 888.58 | 0.00 | 888.58 | 11.16 | 0.03 | 0.00 | 877.39 | 335.14 | 542.25 | 38.20 % | 58.28 | 0.00 | 50.95 |
| Walkertown | | | | | | | | | | | | | |
| Regular Tax | 4,922.84 | 22.79 | 4,945.63 | 91.69 | 0.07 | 0.00 | 4,853.87 | 568.66 | 4,285.21 | 11.72 % | 127.47 | 0.04 | 11.13 |
| Total | 4,922.84 | 22.79 | 4,945.63 | 91.69 | 0.07 | 0.00 | 4,853.87 | 568.66 | 4,285.21 | 11.72 % | 127.47 | 0.04 | 11.13 |
| Winston-Salem | | | | | | | | | | | | | |
| Regular Tax | 619,722.76 | 0.00 | 619,722.76 | 1,736.44 | 8.01 | 0.00 | 617,978.31 | 216,845.23 | 401,133.08 | 35.09 % | 34,319.11 | 2.81 | 5,042.22 |
| Vehicle | 148,468.63 | 0.00 | 148,468.63 | 195.00 | 5.68 | 0.00 | 148,267.95 | 17,670.88 | 130,597.07 | 11.92 % | 3,595.41 | 1.24 | 706.61 |
| Total | 768,191.39 | 0.00 | 768,191.39 | 1,931.44 | 13.69 | 0.00 | 766,246.26 | 234,516.11 | 531,730.15 | 30.67 % | 37,914.52 | 4.05 | 5,748.83 |

YTD Through June 2014 (Charged) BackYear of 2011

| | A | B | C (A+B) | D | E | F | G (C-D-E-F) | H | I (G-H) | J (H/G * 100) | K | L | M |
|----------------------|-----------------|-------------|---------------|----------|--------|-----------|--------------|------------|--------------|---------------|------------|------------|------------|
| | Previous Uncoll | New Charges | Total Charges | Releases | Unders | Discounts | Net Charges | Collected | Uncollected | % Coll | Int. Total | Over Total | Rev. Total |
| Munis Totals | 906,606.67 | 29.68 | 906,636.35 | 2,147.03 | 15.56 | 0.00 | 904,473.76 | 262,813.83 | 641,659.93 | 29.06 % | 42,755.42 | 5.09 | 6,607.93 |
| Beeson's CR | 861.23 | 0.00 | 861.23 | 0.00 | 0.00 | 0.00 | 861.23 | 148.13 | 713.10 | 17.20 % | 31.80 | 0.09 | 0.00 |
| Belews Creek | 895.65 | 0.00 | 895.65 | 3.45 | 0.00 | 0.00 | 892.20 | 358.33 | 533.87 | 40.18 % | 59.31 | 0.00 | 48.35 |
| City View | 385.25 | 0.00 | 385.25 | 0.00 | 0.00 | 0.00 | 385.25 | 75.46 | 309.79 | 19.59 % | 13.74 | 0.00 | 0.00 |
| Clemmons (FD) | 2,745.02 | 0.00 | 2,745.02 | 0.00 | 0.00 | 0.00 | 2,745.02 | 474.87 | 2,270.15 | 17.30 % | 82.87 | 0.03 | 1.46 |
| Forest Hill | 58.73 | 0.00 | 58.73 | 0.00 | 0.00 | 0.00 | 58.73 | 12.08 | 46.65 | 20.57 % | 2.33 | 0.00 | 0.00 |
| Griffith | 896.43 | 0.00 | 896.43 | 0.00 | 0.00 | 0.00 | 896.43 | 473.75 | 422.68 | 52.85 % | 89.15 | 0.04 | 0.00 |
| Gumtree | 77.24 | 0.00 | 77.24 | 0.00 | 0.00 | 0.00 | 77.24 | 9.73 | 67.51 | 12.60 % | 0.58 | 0.00 | 0.00 |
| Hornetown | 1,509.14 | 0.00 | 1,509.14 | 0.00 | 0.00 | 0.00 | 1,509.14 | 533.10 | 976.04 | 35.32 % | 105.26 | 0.00 | 0.00 |
| King (FD) | 235.77 | 0.00 | 235.77 | 0.00 | 0.00 | 0.00 | 235.77 | 23.55 | 212.22 | 9.99 % | 4.53 | 0.00 | 0.00 |
| Lewisville (FD) | 2,964.38 | 0.00 | 2,964.38 | 0.00 | 0.00 | 0.00 | 2,964.38 | 1,052.61 | 1,911.77 | 35.51 % | 189.28 | 0.00 | 22.01 |
| Mineral Springs | 1,965.03 | 0.00 | 1,965.03 | 5.15 | 0.00 | 0.00 | 1,959.88 | 493.88 | 1,466.00 | 25.20 % | 91.11 | 0.02 | 0.00 |
| MS Service Dist. | 21.83 | 0.00 | 21.83 | 0.00 | 0.00 | 0.00 | 21.83 | 2.33 | 19.50 | 10.67 % | 0.34 | 0.00 | 0.00 |
| Mount Tabor | 286.32 | 0.00 | 286.32 | 0.00 | 0.00 | 0.00 | 286.32 | 17.63 | 268.69 | 6.16 % | 3.07 | 0.00 | 0.00 |
| Old Richmond | 2,744.83 | 0.00 | 2,744.83 | 18.97 | 0.00 | 0.00 | 2,725.86 | 1,257.35 | 1,468.51 | 46.13 % | 238.76 | 0.00 | 106.81 |
| Piney Grove | 2,734.88 | 0.00 | 2,734.88 | 0.00 | 0.00 | 0.00 | 2,734.88 | 694.91 | 2,039.97 | 25.41 % | 147.53 | 0.18 | 0.00 |
| Salem Chapel | 1,196.68 | 15.42 | 1,212.10 | 0.00 | 0.00 | 0.00 | 1,212.10 | 815.96 | 396.14 | 67.32 % | 141.12 | 0.02 | 0.00 |
| South Fork | 0.00 | 0.00 | 0.00 | 0.00 | 0.00 | 0.00 | 0.00 | 0.00 | 0.00 | 0.00 % | 0.00 | 0.00 | 0.00 |
| Suburban (RH) | 2,152.67 | 0.00 | 2,152.67 | 0.00 | 0.00 | 0.00 | 2,152.67 | 376.46 | 1,776.21 | 17.49 % | 72.11 | 0.00 | 0.00 |
| Talley's Cross | 2,207.83 | 0.00 | 2,207.83 | 15.73 | 0.00 | 0.00 | 2,192.10 | 504.43 | 1,687.67 | 23.01 % | 92.88 | 0.00 | 0.00 |
| Triangle | 121.21 | 0.00 | 121.21 | 0.00 | 0.00 | 0.00 | 121.21 | 7.70 | 113.51 | 6.35 % | 1.60 | 0.00 | 0.00 |
| Union Cross | 739.97 | 0.00 | 739.97 | 0.00 | 0.00 | 0.00 | 739.97 | 91.04 | 648.93 | 12.30 % | 18.64 | 0.00 | 0.00 |
| Vienna | 856.80 | 2.92 | 859.72 | 0.00 | 0.00 | 0.00 | 859.72 | 244.01 | 615.71 | 28.38 % | 44.47 | 0.07 | 0.00 |
| Walkertown NE | 2,231.67 | 2.03 | 2,233.70 | 0.21 | 0.00 | 0.00 | 2,233.49 | 635.31 | 1,598.18 | 28.44 % | 122.62 | 0.00 | 27.82 |
| West Bend | 127.42 | 0.00 | 127.42 | 0.00 | 0.00 | 0.00 | 127.42 | 0.83 | 126.59 | 0.65 % | 0.20 | 0.00 | 0.00 |
| FD Sub Totals | 28,015.98 | 20.37 | 28,036.35 | 43.51 | 0.00 | 0.00 | 27,992.84 | 8,303.45 | 19,689.39 | 29.66 % | 1,553.30 | 0.45 | 206.45 |
| JU Sub Totals | 2,224,345.75 | 106.48 | 2,224,452.23 | 5,263.39 | 32.05 | 0.00 | 2,219,156.79 | 688,203.34 | 1,530,953.45 | 31.01 % | 111,543.75 | 16.31 | 16,625.19 |
| Grand Totals | 2,252,361.73 | 126.85 | 2,252,488.58 | 5,306.90 | 32.05 | 0.00 | 2,247,149.63 | 696,506.79 | 1,550,642.84 | 31.00 % | 113,097.05 | 16.76 | 16,831.64 |
| Adv Total | 11,628.39 | 0.00 | 11,628.39 | 12.00 | 0.00 | 0.00 | 11,616.39 | 3,015.63 | 8,600.76 | 25.98 % | 465.08 | 0.00 | 83.02 |
| Gam Total | 1,046.82 | 0.00 | 1,046.82 | 0.00 | 0.00 | 0.00 | 1,046.82 | 165.00 | 881.82 | 15.76 % | 0.00 | 0.02 | 44.23 |
| Ret Chk Total | 2,418.96 | 388.07 | 2,807.03 | 0.00 | 0.00 | 0.00 | 2,807.03 | 890.68 | 1,916.35 | 31.73 % | 0.00 | 0.00 | 50.00 |
| Fees Totals | 15,094.17 | 388.07 | 15,482.24 | 12.00 | 0.00 | 0.00 | 15,470.24 | 4,071.31 | 11,398.93 | 26.32 % | 465.08 | 0.02 | 177.25 |

YTD Through June 2014 (Charged) BackYear of 2010

| | A | B | C (A+B) | D | E | F | G (C-D-E-F) | H | I (G-H) | J (H/G*100) | K | L | M |
|-----------------------|-------------------|---------------|-------------------|-----------------|-------------|-------------|-------------------|-------------------|-------------------|----------------|------------------|-------------|-----------------|
| | Previous Uncoll | New Charges | Total Charges | Releases | Unders | Discounts | Net Charges | Collected | Uncollected | % Coll | Int. Total | Over Total | Rev. Total |
| Forsyth County | | | | | | | | | | | | | |
| Regular Tax | 905,742.79 | 386.30 | 906,129.09 | 2,292.28 | 7.34 | 0.00 | 903,829.47 | 174,786.01 | 729,043.46 | 19.34 % | 41,211.61 | 1.53 | 2,109.51 |
| Total | 905,742.79 | 386.30 | 906,129.09 | 2,292.28 | 7.34 | 0.00 | 903,829.47 | 174,786.01 | 729,043.46 | 19.34 % | 41,211.61 | 1.53 | 2,109.51 |
| Bethania | | | | | | | | | | | | | |
| Regular Tax | 576.98 | 0.00 | 576.98 | 0.00 | 0.00 | 0.00 | 576.98 | 53.90 | 523.08 | 9.34 % | 15.63 | 0.00 | 28.28 |
| Total | 576.98 | 0.00 | 576.98 | 0.00 | 0.00 | 0.00 | 576.98 | 53.90 | 523.08 | 9.34 % | 15.63 | 0.00 | 28.28 |
| Clemmons | | | | | | | | | | | | | |
| Regular Tax | 3,711.92 | 0.00 | 3,711.92 | 0.00 | 0.01 | 0.00 | 3,711.91 | 405.78 | 3,306.13 | 10.93 % | 57.54 | 0.00 | 4.11 |
| Stormwater | 788.98 | 0.00 | 788.98 | 0.00 | 0.00 | 0.00 | 788.98 | 32.98 | 756.00 | 4.18 % | 0.60 | 0.00 | 0.00 |
| Total | 4,500.90 | 0.00 | 4,500.90 | 0.00 | 0.01 | 0.00 | 4,500.89 | 438.76 | 4,062.13 | 9.75 % | 58.14 | 0.00 | 4.11 |
| Kernersville | | | | | | | | | | | | | |
| Regular Tax | 81,649.45 | 0.00 | 81,649.45 | 12.47 | 0.22 | 0.00 | 81,636.76 | 11,746.61 | 69,890.15 | 14.39 % | 2,609.41 | 0.00 | 18.36 |
| Recycle | 452.72 | 0.00 | 452.72 | 0.00 | 0.02 | 0.00 | 452.70 | 285.76 | 166.94 | 63.12 % | 59.18 | 0.00 | 0.00 |
| Stormwater | 5,449.33 | 0.00 | 5,449.33 | 0.00 | 0.03 | 0.00 | 5,449.30 | 3,589.00 | 1,860.30 | 65.86 % | 880.26 | 0.00 | 0.00 |
| Vehicle | 3,296.23 | 0.00 | 3,296.23 | 0.00 | 0.00 | 0.00 | 3,296.23 | 93.55 | 3,202.68 | 2.84 % | 31.65 | 0.00 | 1.37 |
| Total | 90,847.73 | 0.00 | 90,847.73 | 12.47 | 0.27 | 0.00 | 90,834.99 | 15,714.92 | 75,120.07 | 17.00 % | 3,580.50 | 0.00 | 19.73 |
| King | | | | | | | | | | | | | |
| Regular Tax | 224.36 | 0.00 | 224.36 | 0.00 | 0.00 | 0.00 | 224.36 | 0.00 | 224.36 | 0.00 % | 0.00 | 0.00 | 0.00 |
| Vehicle | 55.00 | 0.00 | 55.00 | 0.00 | 0.00 | 0.00 | 55.00 | 0.00 | 55.00 | 0.00 % | 0.00 | 0.00 | 0.00 |
| Total | 279.36 | 0.00 | 279.36 | 0.00 | 0.00 | 0.00 | 279.36 | 0.00 | 279.36 | 0.00 % | 0.00 | 0.00 | 0.00 |
| Lewisville | | | | | | | | | | | | | |
| Regular Tax | 6,331.96 | 7.19 | 6,339.15 | 0.00 | 0.00 | 0.00 | 6,339.15 | 642.07 | 5,697.08 | 10.13 % | 174.81 | 0.00 | 0.00 |
| Muni Distr WR | 20.19 | 0.00 | 20.19 | 0.00 | 0.00 | 0.00 | 20.19 | 3.64 | 16.55 | 18.03 % | 1.22 | 0.00 | 0.00 |
| Total | 6,352.15 | 7.19 | 6,359.34 | 0.00 | 0.00 | 0.00 | 6,359.34 | 645.71 | 5,713.63 | 10.15 % | 176.03 | 0.00 | 0.00 |
| Rural Hall | | | | | | | | | | | | | |
| Regular Tax | 2,230.61 | 0.00 | 2,230.61 | 0.00 | 0.22 | 0.00 | 2,230.39 | 685.92 | 1,544.47 | 30.75 % | 149.89 | 0.12 | 0.00 |
| Total | 2,230.61 | 0.00 | 2,230.61 | 0.00 | 0.22 | 0.00 | 2,230.39 | 685.92 | 1,544.47 | 30.75 % | 149.89 | 0.12 | 0.00 |
| Tobaccoville | | | | | | | | | | | | | |
| Regular Tax | 228.22 | 0.00 | 228.22 | 0.00 | 0.00 | 0.00 | 228.22 | 30.68 | 197.54 | 13.44 % | 5.66 | 0.00 | 0.00 |
| Total | 228.22 | 0.00 | 228.22 | 0.00 | 0.00 | 0.00 | 228.22 | 30.68 | 197.54 | 13.44 % | 5.66 | 0.00 | 0.00 |
| Walkertown | | | | | | | | | | | | | |
| Regular Tax | 2,881.57 | 0.00 | 2,881.57 | 0.00 | 0.00 | 0.00 | 2,881.57 | 160.66 | 2,720.91 | 5.58 % | 34.51 | 0.00 | 30.56 |
| Total | 2,881.57 | 0.00 | 2,881.57 | 0.00 | 0.00 | 0.00 | 2,881.57 | 160.66 | 2,720.91 | 5.58 % | 34.51 | 0.00 | 30.56 |
| Winston-Salem | | | | | | | | | | | | | |
| Regular Tax | 425,751.00 | 274.49 | 426,025.49 | 1,509.68 | 3.76 | 0.00 | 424,512.05 | 86,660.10 | 337,851.95 | 20.41 % | 20,310.85 | 0.31 | 1,175.46 |
| Vehicle | 129,316.12 | 15.00 | 129,331.12 | 150.00 | 3.43 | 0.00 | 129,177.69 | 7,188.02 | 121,989.67 | 5.56 % | 2,186.24 | 0.20 | 245.53 |
| Total | 555,067.12 | 289.49 | 555,356.61 | 1,659.68 | 7.19 | 0.00 | 553,689.74 | 93,848.12 | 459,841.62 | 16.95 % | 22,497.09 | 0.51 | 1,420.99 |
| Munis Totals | 662,964.64 | 296.68 | 663,261.32 | 1,672.15 | 7.69 | 0.00 | 661,581.48 | 111,578.67 | 550,002.81 | 16.87 % | 26,517.45 | 0.63 | 1,503.67 |

YTD Through June 2014 (Charged) BackYear of 2010

| | A | B | C (A+B) | D | E | F | G (C-D-E-F) | H | I (G-H) | J (H/G * 100) | K | L | M |
|----------------------|---------------------|---------------|---------------------|-----------------|--------------|-------------|---------------------|-------------------|---------------------|----------------|------------------|-------------|-----------------|
| | Previous Uncoil | New Charges | Total Charges | Releases | Unders | Discounts | Net Charges | Collected | Uncollected | % Coll | Int. Total | Over Total | Rev. Total |
| Beeson's CR | 404.86 | 0.00 | 404.86 | 0.00 | 0.00 | 0.00 | 404.86 | 3.66 | 401.20 | 9.90 % | 1.37 | 0.00 | 0.00 |
| Belews Creek | 491.90 | 0.00 | 491.90 | 3.63 | 0.00 | 0.00 | 488.27 | 29.39 | 458.88 | 6.02 % | 8.55 | 0.00 | 0.00 |
| City View | 359.82 | 0.00 | 359.82 | 1.11 | 0.00 | 0.00 | 358.71 | 45.21 | 313.50 | 12.00 % | 12.13 | 0.00 | 1.11 |
| Clemmons (FD) | 2,064.10 | 0.00 | 2,064.10 | 0.00 | 0.00 | 0.00 | 2,064.10 | 518.63 | 1,545.47 | 25.13 % | 133.82 | 0.00 | 8.71 |
| Forest Hill | 39.12 | 0.00 | 39.12 | 0.00 | 0.00 | 0.00 | 39.12 | 13.71 | 25.41 | 35.05 % | 3.88 | 0.00 | 0.00 |
| Griffith | 289.86 | 0.00 | 289.86 | 0.00 | 0.00 | 0.00 | 289.86 | 33.38 | 256.48 | 11.52 % | 8.54 | 0.00 | 0.00 |
| Gumtree | 84.55 | 0.00 | 84.55 | 0.00 | 0.00 | 0.00 | 84.55 | 0.00 | 84.55 | 0.00 % | 0.00 | 0.00 | 0.00 |
| Horneytown | 842.07 | 0.00 | 842.07 | 0.00 | 0.00 | 0.00 | 842.07 | 77.40 | 764.67 | 9.19 % | 20.77 | 0.00 | 0.00 |
| King (FD) | 139.24 | 0.00 | 139.24 | 0.00 | 0.00 | 0.00 | 139.24 | 0.68 | 138.56 | 0.49 % | 0.23 | 0.00 | 0.00 |
| Lewisville (FD) | 2,362.13 | 0.00 | 2,362.13 | 0.00 | 0.00 | 0.00 | 2,362.13 | 198.82 | 2,163.31 | 8.42 % | 75.15 | 0.00 | 0.00 |
| Mineral Springs | 1,180.57 | 0.00 | 1,180.57 | 0.00 | 0.00 | 0.00 | 1,180.57 | 329.48 | 851.09 | 27.91 % | 90.45 | 0.00 | 0.00 |
| MS Service Dist. | 12.90 | 0.00 | 12.90 | 0.00 | 0.00 | 0.00 | 12.90 | 0.00 | 12.90 | 0.00 % | 0.00 | 0.00 | 0.00 |
| Mount Tabor | 248.08 | 0.00 | 248.08 | 0.00 | 0.00 | 0.00 | 248.08 | 8.10 | 239.98 | 3.27 % | 2.41 | 0.00 | 0.00 |
| Old Richmond | 1,072.58 | 0.00 | 1,072.58 | 0.84 | 0.00 | 0.00 | 1,071.74 | 173.75 | 897.99 | 16.21 % | 45.97 | 0.00 | 5.68 |
| Piney Grove | 1,856.35 | 0.00 | 1,856.35 | 0.00 | 0.00 | 0.00 | 1,856.35 | 336.69 | 1,519.66 | 18.14 % | 93.44 | 0.08 | 3.36 |
| Salem Chapel | 300.39 | 0.00 | 300.39 | 0.00 | 0.00 | 0.00 | 300.39 | 32.99 | 267.40 | 10.98 % | 9.36 | 0.00 | 0.00 |
| South Fork | 0.00 | 0.00 | 0.00 | 0.00 | 0.00 | 0.00 | 0.00 | 0.00 | 0.00 | 0.00 % | 0.00 | 0.00 | 0.00 |
| Suburban (RH) | 701.18 | 0.00 | 701.18 | 0.00 | 0.00 | 0.00 | 701.18 | 47.16 | 654.02 | 6.73 % | 12.57 | 0.00 | 0.00 |
| Talley's Cross | 719.12 | 0.00 | 719.12 | 16.20 | 0.00 | 0.00 | 702.92 | 223.60 | 479.32 | 31.81 % | 59.64 | 0.00 | 0.00 |
| Triangle | 329.20 | 0.00 | 329.20 | 0.00 | 0.00 | 0.00 | 329.20 | 100.00 | 229.20 | 30.38 % | 25.25 | 0.00 | 0.00 |
| Union Cross | 610.47 | 0.00 | 610.47 | 0.00 | 0.00 | 0.00 | 610.47 | 44.99 | 565.48 | 7.37 % | 13.67 | 0.00 | 1.05 |
| Vienna | 611.25 | 3.05 | 614.30 | 0.00 | 0.00 | 0.00 | 614.30 | 52.72 | 561.58 | 8.58 % | 23.96 | 0.00 | 0.00 |
| Walkertown NE | 1,630.33 | 2.29 | 1,632.62 | 0.00 | 0.00 | 0.00 | 1,632.62 | 381.04 | 1,251.58 | 23.34 % | 98.37 | 0.00 | 22.73 |
| West Bend | 2.58 | 0.00 | 2.58 | 0.00 | 0.00 | 0.00 | 2.58 | 0.00 | 2.58 | 0.00 % | 0.00 | 0.00 | 0.00 |
| FD Sub Totals | 16,352.65 | 5.34 | 16,357.99 | 21.78 | 0.00 | 0.00 | 16,336.21 | 2,651.40 | 13,684.81 | 16.23 % | 739.53 | 0.08 | 42.62 |
| JU Sub Totals | 1,568,707.43 | 682.98 | 1,569,390.41 | 3,964.43 | 15.03 | 0.00 | 1,565,410.95 | 286,364.68 | 1,279,046.27 | 18.29 % | 67,729.06 | 2.16 | 3,613.18 |
| Grand Totals | 1,585,060.08 | 688.32 | 1,585,748.40 | 3,986.21 | 15.03 | 0.00 | 1,581,747.16 | 289,016.08 | 1,292,731.08 | 18.27 % | 68,468.59 | 2.24 | 3,655.80 |
| Adv Total | 8,748.25 | 0.00 | 8,748.25 | 24.00 | 0.00 | 0.00 | 8,724.25 | 1,344.25 | 7,380.00 | 15.41 % | 314.03 | 0.00 | 30.23 |
| Garn Total | 2,644.88 | 0.00 | 2,644.88 | 0.00 | 0.00 | 0.00 | 2,644.88 | 75.00 | 2,569.88 | 2.84 % | 0.00 | 0.00 | 0.00 |
| Ret Chk Total | 817.68 | 0.00 | 817.68 | 0.00 | 0.00 | 0.00 | 817.68 | 75.00 | 742.68 | 9.17 % | 0.00 | 0.00 | 0.00 |
| Fees Totals | 12,210.81 | 0.00 | 12,210.81 | 24.00 | 0.00 | 0.00 | 12,186.81 | 1,494.25 | 10,692.56 | 12.26 % | 314.03 | 0.00 | 30.23 |

YTD Through June 2014 (Charged) BackYear of 2009

| | A | B | C (A+B) | D | E | F | G (C-D-E-F) | H | I (G-H) | J (H/G * 100) | K | L | M |
|-----------------------|-----------------|-------------|---------------|----------|--------|-----------|-------------|-----------|-------------|---------------|------------|------------|------------|
| | Previous Uncoll | New Charges | Total Charges | Releases | Unders | Discounts | Net Charges | Collected | Uncollected | % Coll | Int. Total | Over Total | Rev. Total |
| Forsyth County | | | | | | | | | | | | | |
| Regular Tax | 424,043.53 | 398.68 | 424,442.21 | 1,188.87 | 0.11 | 0.00 | 423,253.23 | 50,112.99 | 373,140.24 | 11.84 % | 19,785.41 | 0.42 | 1,506.93 |
| Total | 424,043.53 | 398.68 | 424,442.21 | 1,188.87 | 0.11 | 0.00 | 423,253.23 | 50,112.99 | 373,140.24 | 11.84 % | 19,785.41 | 0.42 | 1,506.93 |
| Bethania | | | | | | | | | | | | | |
| Regular Tax | 555.80 | 0.00 | 555.80 | 0.00 | 0.00 | 0.00 | 555.80 | 53.90 | 501.90 | 9.70 % | 20.48 | 0.00 | 0.00 |
| Total | 555.80 | 0.00 | 555.80 | 0.00 | 0.00 | 0.00 | 555.80 | 53.90 | 501.90 | 9.70 % | 20.48 | 0.00 | 0.00 |
| Clemmons | | | | | | | | | | | | | |
| Regular Tax | 1,746.68 | 0.00 | 1,746.68 | 0.00 | 0.00 | 0.00 | 1,746.68 | 120.27 | 1,626.41 | 6.89 % | 27.56 | 0.00 | 0.00 |
| Stormwater | 581.04 | 0.00 | 581.04 | 0.00 | 0.00 | 0.00 | 581.04 | 34.20 | 546.84 | 5.89 % | 0.48 | 0.00 | 0.00 |
| Total | 2,327.72 | 0.00 | 2,327.72 | 0.00 | 0.00 | 0.00 | 2,327.72 | 154.47 | 2,173.25 | 6.64 % | 28.04 | 0.00 | 0.00 |
| Kernersville | | | | | | | | | | | | | |
| Regular Tax | 39,895.67 | 0.00 | 39,895.67 | 12.47 | 0.00 | 0.00 | 39,883.20 | 1,623.37 | 38,259.83 | 4.07 % | 329.44 | 0.00 | 117.21 |
| Recycle | 135.98 | 0.00 | 135.98 | 0.00 | 0.00 | 0.00 | 135.98 | 87.05 | 48.93 | 64.02 % | 25.34 | 0.00 | 0.00 |
| Stormwater | 1,557.04 | 0.00 | 1,557.04 | 0.00 | 0.00 | 0.00 | 1,557.04 | 106.15 | 1,450.89 | 6.82 % | 30.90 | 0.00 | 0.00 |
| Vehicle | 45.00 | 0.00 | 45.00 | 0.00 | 0.00 | 0.00 | 45.00 | 0.00 | 45.00 | 0.00 % | 0.00 | 0.00 | 0.00 |
| Total | 41,633.69 | 0.00 | 41,633.69 | 12.47 | 0.00 | 0.00 | 41,621.22 | 1,816.57 | 39,804.65 | 4.36 % | 385.68 | 0.00 | 117.21 |
| Lewisville | | | | | | | | | | | | | |
| Regular Tax | 3,766.71 | 0.00 | 3,766.71 | 0.00 | 0.00 | 0.00 | 3,766.71 | 182.82 | 3,583.89 | 4.85 % | 1,153.00 | 0.00 | 0.00 |
| Munl Distr WR | 1.19 | 0.00 | 1.19 | 0.00 | 0.00 | 0.00 | 1.19 | 0.00 | 1.19 | 0.00 % | 0.00 | 0.00 | 0.00 |
| Total | 3,767.90 | 0.00 | 3,767.90 | 0.00 | 0.00 | 0.00 | 3,767.90 | 182.82 | 3,585.08 | 4.85 % | 1,153.00 | 0.00 | 0.00 |
| Rural Hall | | | | | | | | | | | | | |
| Regular Tax | 436.58 | 0.00 | 436.58 | 0.00 | 0.00 | 0.00 | 436.58 | 0.00 | 436.58 | 0.00 % | 20.61 | 0.00 | 0.00 |
| Total | 436.58 | 0.00 | 436.58 | 0.00 | 0.00 | 0.00 | 436.58 | 0.00 | 436.58 | 0.00 % | 20.61 | 0.00 | 0.00 |
| Tobaccoville | | | | | | | | | | | | | |
| Regular Tax | 469.63 | 0.00 | 469.63 | 0.00 | 0.00 | 0.00 | 469.63 | 352.01 | 117.62 | 74.95 % | 22.86 | 0.00 | 0.00 |
| Total | 469.63 | 0.00 | 469.63 | 0.00 | 0.00 | 0.00 | 469.63 | 352.01 | 117.62 | 74.95 % | 22.86 | 0.00 | 0.00 |
| Walkertown | | | | | | | | | | | | | |
| Regular Tax | 1,279.65 | 0.00 | 1,279.65 | 0.00 | 0.00 | 0.00 | 1,279.65 | 116.98 | 1,162.67 | 9.14 % | 23.69 | 0.00 | 0.00 |
| Total | 1,279.65 | 0.00 | 1,279.65 | 0.00 | 0.00 | 0.00 | 1,279.65 | 116.98 | 1,162.67 | 9.14 % | 23.69 | 0.00 | 0.00 |
| Winston-Salem | | | | | | | | | | | | | |
| Regular Tax | 188,164.07 | 276.53 | 188,440.60 | 644.92 | 0.00 | 0.00 | 187,795.68 | 19,862.26 | 167,933.42 | 10.58 % | 7,283.35 | 0.33 | 793.03 |
| Vehicle | 3,508.46 | 0.00 | 3,508.46 | 0.00 | 0.00 | 0.00 | 3,508.46 | 183.50 | 3,324.96 | 5.23 % | 73.43 | 0.00 | 0.00 |
| Total | 191,672.53 | 276.53 | 191,949.06 | 644.92 | 0.00 | 0.00 | 191,304.14 | 20,045.76 | 171,258.38 | 10.48 % | 7,356.78 | 0.33 | 793.03 |
| Munis Totals | 242,143.50 | 276.53 | 242,420.03 | 657.39 | 0.00 | 0.00 | 241,762.64 | 22,722.51 | 219,040.13 | 9.40 % | 9,011.14 | 0.33 | 910.24 |

YTD Through June 2014 (Charged) BackYear of 2009

| | A | B | C (A+B) | D | E | F | G (C-D-E-F) | H | I (G-H) | J (H/G * 100) | K | L | M |
|----------------------|-------------------|---------------|-------------------|-----------------|-------------|-------------|-------------------|------------------|-------------------|-----------------|------------------|-------------|-----------------|
| | Previous Uncoll | New Charges | Total Charges | Releases | Unders | Discounts | Net Charges | Collected | Uncollected | % Coll | Int. Total | Over Total | Rev. Total |
| Beeson's CR | 242.05 | 0.00 | 242.05 | 0.00 | 0.00 | 0.00 | 242.05 | 0.00 | 242.05 | 0.00 % | 0.00 | 0.00 | 0.00 |
| Belews Creek | 237.00 | 0.00 | 237.00 | 3.83 | 0.00 | 0.00 | 233.17 | 2.17 | 231.00 | 0.93 % | 0.76 | 0.00 | 0.00 |
| City View | 56.43 | 0.00 | 56.43 | 0.00 | 0.00 | 0.00 | 56.43 | 12.00 | 44.43 | 21.27 % | 4.11 | 0.00 | 0.00 |
| Clemmons (FD) | 1,426.47 | 0.00 | 1,426.47 | 0.00 | 0.00 | 0.00 | 1,426.47 | 488.93 | 937.54 | 34.28 % | 167.75 | 0.00 | 0.00 |
| Forest Hill | 13.18 | 0.00 | 13.18 | 0.00 | 0.00 | 0.00 | 13.18 | 10.47 | 2.71 | 79.44 % | 3.90 | 0.00 | 0.00 |
| Griffith | 138.47 | 0.00 | 138.47 | 0.00 | 0.00 | 0.00 | 138.47 | 13.75 | 124.72 | 9.93 % | 5.74 | 0.00 | 0.00 |
| Gumtree | 42.19 | 0.00 | 42.19 | 0.00 | 0.00 | 0.00 | 42.19 | 0.00 | 42.19 | 0.00 % | 0.00 | 0.00 | 0.00 |
| Horneytown | 286.13 | 0.00 | 286.13 | 0.00 | 0.00 | 0.00 | 286.13 | 14.40 | 271.73 | 5.03 % | 5.58 | 0.00 | 0.00 |
| King (FD) | 89.47 | 0.00 | 89.47 | 0.00 | 0.00 | 0.00 | 89.47 | 0.00 | 89.47 | 0.00 % | 0.00 | 0.00 | 0.00 |
| Lewisville (FD) | 1,710.85 | 0.00 | 1,710.85 | 0.00 | 0.00 | 0.00 | 1,710.85 | 1,119.57 | 591.28 | 65.44 % | 402.24 | 0.00 | 0.00 |
| Mineral Springs | 535.54 | 0.00 | 535.54 | 19.80 | 0.00 | 0.00 | 515.74 | 91.25 | 424.49 | 17.69 % | 34.41 | 0.00 | 0.00 |
| MS Service Dist. | 10.98 | 0.00 | 10.98 | 0.00 | 0.00 | 0.00 | 10.98 | 0.00 | 10.98 | 0.00 % | 0.00 | 0.00 | 0.00 |
| Mount Tabor | 22.81 | 0.00 | 22.81 | 0.00 | 0.00 | 0.00 | 22.81 | 0.00 | 22.81 | 0.00 % | 0.00 | 0.00 | 0.00 |
| Old Richmond | 486.99 | 0.00 | 486.99 | 0.00 | 0.00 | 0.00 | 486.99 | 50.11 | 436.88 | 10.29 % | 19.26 | 0.00 | 0.00 |
| Piney Grove | 873.67 | 0.00 | 873.67 | 0.00 | 0.00 | 0.00 | 873.67 | 87.12 | 786.55 | 9.97 % | 33.76 | 0.00 | 0.00 |
| Salem Chapel | 115.77 | 0.00 | 115.77 | 0.00 | 0.00 | 0.00 | 115.77 | 21.97 | 93.80 | 18.98 % | 8.18 | 0.00 | 0.00 |
| South Fork | 0.00 | 0.00 | 0.00 | 0.00 | 0.00 | 0.00 | 0.00 | 0.00 | 0.00 | 0.00 % | 0.00 | 0.00 | 0.00 |
| Suburban (RH) | 308.96 | 0.00 | 308.96 | 0.00 | 0.00 | 0.00 | 308.96 | 47.25 | 261.71 | 15.29 % | 15.25 | 0.00 | 0.00 |
| Talley's Cross | 462.38 | 0.00 | 462.38 | 0.00 | 0.00 | 0.00 | 462.38 | 17.88 | 444.50 | 3.87 % | 0.80 | 0.00 | 0.00 |
| Triangle | 177.73 | 0.00 | 177.73 | 0.00 | 0.00 | 0.00 | 177.73 | 0.00 | 177.73 | 0.00 % | 0.00 | 0.00 | 0.00 |
| Union Cross | 324.30 | 0.00 | 324.30 | 0.00 | 0.00 | 0.00 | 324.30 | 44.66 | 279.64 | 13.77 % | 17.64 | 0.00 | 0.00 |
| Vienna | 115.34 | 0.00 | 115.34 | 0.00 | 0.00 | 0.00 | 115.34 | 1.23 | 114.11 | 1.07 % | 0.44 | 0.00 | 0.00 |
| Walkertown NE | 615.94 | 0.00 | 615.94 | 0.00 | 0.00 | 0.00 | 615.94 | 54.86 | 561.08 | 8.91 % | 17.60 | 0.00 | 24.31 |
| West Bend | 0.00 | 0.00 | 0.00 | 0.00 | 0.00 | 0.00 | 0.00 | 0.00 | 0.00 | 0.00 % | 0.00 | 0.00 | 0.00 |
| FD Sub Totals | 8,292.65 | 0.00 | 8,292.65 | 23.83 | 0.00 | 0.00 | 8,269.02 | 2,077.62 | 6,191.40 | 25.13 % | 737.42 | 0.00 | 24.31 |
| JU Sub Totals | 666,187.03 | 675.21 | 666,862.24 | 1,846.26 | 0.11 | 0.00 | 665,015.87 | 72,835.50 | 592,180.37 | 10.95 % | 28,796.55 | 0.75 | 2,417.17 |
| Grand Totals | 674,479.68 | 675.21 | 675,154.89 | 1,869.89 | 0.11 | 0.00 | 673,284.89 | 74,913.12 | 598,371.77 | 11.13 % | 29,533.97 | 0.75 | 2,441.48 |
| Adv Total | 8,858.98 | 0.00 | 8,858.98 | 42.00 | 0.00 | 0.00 | 8,816.98 | 824.98 | 7,992.00 | 9.36 % | 232.51 | 0.00 | 45.35 |
| Garn Total | 134.74 | 0.00 | 134.74 | 0.00 | 0.00 | 0.00 | 134.74 | -15.00 | 149.74 | -11.13 % | 0.00 | 0.00 | 0.00 |
| Ret Chk Total | 0.00 | 0.00 | 0.00 | 0.00 | 0.00 | 0.00 | 0.00 | 0.00 | 0.00 | 0.00 % | 0.00 | 0.00 | 0.00 |
| Fees Totals | 8,993.72 | 0.00 | 8,993.72 | 42.00 | 0.00 | 0.00 | 8,951.72 | 809.98 | 8,141.74 | 9.05 % | 232.51 | 0.00 | 45.35 |

Forsyth County Tax Collection System
 2014 Billing Financial Report - Jurisdictions All
 YTD Through June 2014 (Charged) BackYear of 2008

| | A | B | C (A+B) | D | E | F | G (C-D-E-F) | H | I (G-H) | J (H/G * 100) | K | L | M |
|-----------------------|-----------------|-------------|---------------|----------|--------|-----------|-------------|-----------|-------------|---------------|------------|------------|------------|
| | Previous Uncoll | New Charges | Total Charges | Releases | Unders | Discounts | Net Charges | Collected | Uncollected | % Coll | Int. Total | Over Total | Rev. Total |
| Forsyth County | | | | | | | | | | | | | |
| Regular Tax | 323,256.70 | 0.00 | 323,256.70 | 1,136.28 | 1.40 | 0.00 | 322,119.02 | 34,852.90 | 287,266.12 | 10.82 % | 13,874.59 | 0.00 | 1,420.80 |
| Total | 323,256.70 | 0.00 | 323,256.70 | 1,136.28 | 1.40 | 0.00 | 322,119.02 | 34,852.90 | 287,266.12 | 10.82 % | 13,874.59 | 0.00 | 1,420.80 |
| Bethania | | | | | | | | | | | | | |
| Regular Tax | 391.65 | 0.00 | 391.65 | 0.00 | 0.00 | 0.00 | 391.65 | 0.00 | 391.65 | 0.00 % | 0.00 | 0.00 | 0.00 |
| Total | 391.65 | 0.00 | 391.65 | 0.00 | 0.00 | 0.00 | 391.65 | 0.00 | 391.65 | 0.00 % | 0.00 | 0.00 | 0.00 |
| Clemmons | | | | | | | | | | | | | |
| Regular Tax | 1,092.29 | 0.00 | 1,092.29 | 0.00 | 0.00 | 0.00 | 1,092.29 | 18.46 | 1,073.83 | 1.69 % | 11.39 | 0.00 | 0.00 |
| Stormwater | 222.97 | 0.00 | 222.97 | 0.00 | 0.00 | 0.00 | 222.97 | 0.00 | 222.97 | 0.00 % | 0.00 | 0.00 | 0.00 |
| Total | 1,315.26 | 0.00 | 1,315.26 | 0.00 | 0.00 | 0.00 | 1,315.26 | 18.46 | 1,296.80 | 1.40 % | 11.39 | 0.00 | 0.00 |
| High Point | | | | | | | | | | | | | |
| Regular Tax | 0.00 | 0.00 | 0.00 | 0.00 | 0.00 | 0.00 | 0.00 | 0.00 | 0.00 | 0.00 % | 0.00 | 0.00 | 0.00 |
| Total | 0.00 | 0.00 | 0.00 | 0.00 | 0.00 | 0.00 | 0.00 | 0.00 | 0.00 | 0.00 % | 0.00 | 0.00 | 0.00 |
| Kernersville | | | | | | | | | | | | | |
| Regular Tax | 30,525.71 | 0.00 | 30,525.71 | 17.25 | 0.00 | 0.00 | 30,508.46 | 250.97 | 30,257.49 | 0.82 % | 133.86 | 0.00 | 130.15 |
| Recycle | 97.20 | 0.00 | 97.20 | 0.00 | 0.00 | 0.00 | 97.20 | 32.40 | 64.80 | 33.33 % | 15.47 | 0.00 | 0.00 |
| Stormwater | 290.37 | 0.00 | 290.37 | 0.00 | 0.00 | 0.00 | 290.37 | 39.51 | 250.86 | 13.61 % | 18.87 | 0.00 | 0.00 |
| Vehicle | 50.00 | 0.00 | 50.00 | 0.00 | 0.00 | 0.00 | 50.00 | 0.00 | 50.00 | 0.00 % | 0.00 | 0.00 | 0.00 |
| Total | 30,963.28 | 0.00 | 30,963.28 | 17.25 | 0.00 | 0.00 | 30,946.03 | 322.88 | 30,623.15 | 1.04 % | 168.20 | 0.00 | 130.15 |
| King | | | | | | | | | | | | | |
| Regular Tax | 0.00 | 0.00 | 0.00 | 0.00 | 0.00 | 0.00 | 0.00 | 0.00 | 0.00 | 0.00 % | 0.00 | 0.00 | 0.00 |
| Total | 0.00 | 0.00 | 0.00 | 0.00 | 0.00 | 0.00 | 0.00 | 0.00 | 0.00 | 0.00 % | 0.00 | 0.00 | 0.00 |
| Lewisville | | | | | | | | | | | | | |
| Regular Tax | 758.03 | 0.00 | 758.03 | 0.00 | 0.00 | 0.00 | 758.03 | 0.00 | 758.03 | 0.00 % | 0.00 | 0.00 | 0.00 |
| Muni Distr WR | 0.00 | 0.00 | 0.00 | 0.00 | 0.00 | 0.00 | 0.00 | 0.00 | 0.00 | 0.00 % | 0.00 | 0.00 | 0.00 |
| Total | 758.03 | 0.00 | 758.03 | 0.00 | 0.00 | 0.00 | 758.03 | 0.00 | 758.03 | 0.00 % | 0.00 | 0.00 | 0.00 |
| Rural Hall | | | | | | | | | | | | | |
| Regular Tax | 443.12 | 0.00 | 443.12 | 0.00 | 0.19 | 0.00 | 442.93 | 35.83 | 407.10 | 8.09 % | 1.91 | 0.00 | 0.00 |
| Total | 443.12 | 0.00 | 443.12 | 0.00 | 0.19 | 0.00 | 442.93 | 35.83 | 407.10 | 8.09 % | 1.91 | 0.00 | 0.00 |
| Tobaccoville | | | | | | | | | | | | | |
| Regular Tax | 26.98 | 0.00 | 26.98 | 0.00 | 0.00 | 0.00 | 26.98 | 0.00 | 26.98 | 0.00 % | 0.00 | 0.00 | 0.00 |
| Total | 26.98 | 0.00 | 26.98 | 0.00 | 0.00 | 0.00 | 26.98 | 0.00 | 26.98 | 0.00 % | 0.00 | 0.00 | 0.00 |
| Walkertown | | | | | | | | | | | | | |
| Regular Tax | 924.21 | 0.00 | 924.21 | 0.00 | 0.00 | 0.00 | 924.21 | 50.00 | 874.21 | 5.41 % | 33.36 | 0.00 | 0.00 |
| Total | 924.21 | 0.00 | 924.21 | 0.00 | 0.00 | 0.00 | 924.21 | 50.00 | 874.21 | 5.41 % | 33.36 | 0.00 | 0.00 |
| Winston-Salem | | | | | | | | | | | | | |
| Regular Tax | 144,152.18 | 0.00 | 144,152.18 | 617.37 | 0.42 | 0.00 | 143,534.39 | 15,634.75 | 127,899.64 | 10.89 % | 6,121.80 | 0.00 | 815.60 |
| Vehicle | 3,299.36 | 0.00 | 3,299.36 | 15.00 | 0.00 | 0.00 | 3,284.36 | 225.62 | 3,058.74 | 6.87 % | 107.49 | 0.00 | 9.87 |
| Total | 147,451.54 | 0.00 | 147,451.54 | 632.37 | 0.42 | 0.00 | 146,818.75 | 15,860.37 | 130,958.38 | 10.80 % | 6,229.29 | 0.00 | 825.47 |
| Munis Totals | | | | | | | | | | | | | |
| | 182,274.07 | 0.00 | 182,274.07 | 649.62 | 0.61 | 0.00 | 181,623.84 | 16,287.54 | 165,336.30 | 8.97 % | 6,444.15 | 0.00 | 955.62 |

YTD Through June 2014 (Charged) BackYear of 2008

| | A | B | C (A+B) | D | E | F | G (C-D-E-F) | H | I (G-H) | J (H/G*100) | K | L | M |
|----------------------|-----------------|-------------|---------------|----------|--------|-----------|-------------|-----------|-------------|-------------|------------|------------|------------|
| | Previous Uncoll | New Charges | Total Charges | Releases | Unders | Discounts | Net Charges | Collected | Uncollected | % Coll | Int. Total | Over Total | Rev. Total |
| Beeson's CR | 388.67 | 0.00 | 388.67 | 0.00 | 0.00 | 0.00 | 388.67 | 0.00 | 388.67 | 0.00% | 0.00 | 0.00 | 0.00 |
| Belews Creek | 186.53 | 0.00 | 186.53 | 0.00 | 0.00 | 0.00 | 186.53 | 0.00 | 186.53 | 0.00% | 0.00 | 0.00 | 0.00 |
| City View | 28.39 | 0.00 | 28.39 | 0.00 | 0.00 | 0.00 | 28.39 | 13.88 | 14.51 | 48.89% | 6.52 | 0.00 | 0.00 |
| Clemmons (FD) | 1,609.09 | 0.00 | 1,609.09 | 0.00 | 0.00 | 0.00 | 1,609.09 | 574.98 | 1,034.11 | 35.73% | 245.97 | 0.00 | 0.00 |
| Forest Hill | 0.00 | 0.00 | 0.00 | 0.00 | 0.00 | 0.00 | 0.00 | 0.00 | 0.00 | 0.00% | 0.00 | 0.00 | 0.00 |
| Griffith | 363.25 | 0.00 | 363.25 | 0.00 | 0.00 | 0.00 | 363.25 | 13.97 | 349.28 | 3.85% | 7.09 | 0.00 | 0.00 |
| Gumtree | 52.35 | 0.00 | 52.35 | 0.00 | 0.00 | 0.00 | 52.35 | 0.00 | 52.35 | 0.00% | 0.00 | 0.00 | 0.00 |
| Horneytown | 210.68 | 0.00 | 210.68 | 0.00 | 0.00 | 0.00 | 210.68 | 11.70 | 198.98 | 5.55% | 5.59 | 0.00 | 0.00 |
| King (FD) | 73.62 | 0.00 | 73.62 | 0.00 | 0.00 | 0.00 | 73.62 | 0.00 | 73.62 | 0.00% | 0.00 | 0.00 | 0.00 |
| Lewisville (FD) | 578.26 | 0.00 | 578.26 | 0.00 | 0.00 | 0.00 | 578.26 | 0.00 | 578.26 | 0.00% | 0.00 | 0.00 | 0.00 |
| Mineral Springs | 411.66 | 0.00 | 411.66 | 22.18 | 0.00 | 0.00 | 389.48 | 92.32 | 297.16 | 23.70% | 40.88 | 0.00 | 0.00 |
| MS Service Dist. | 10.26 | 0.00 | 10.26 | 0.00 | 0.00 | 0.00 | 10.26 | 0.00 | 10.26 | 0.00% | 0.00 | 0.00 | 0.00 |
| Mount Tabor | 3.08 | 0.00 | 3.08 | 0.00 | 0.00 | 0.00 | 3.08 | 0.00 | 3.08 | 0.00% | 0.00 | 0.00 | 0.00 |
| Old Richmond | 420.03 | 0.00 | 420.03 | 0.00 | 0.00 | 0.00 | 420.03 | 45.28 | 374.75 | 10.78% | 20.55 | 0.00 | 0.00 |
| Piney Grove | 787.56 | 0.00 | 787.56 | 0.00 | 0.00 | 0.00 | 787.56 | 51.99 | 735.57 | 6.00% | 22.10 | 0.00 | 0.00 |
| Salem Chapel | 115.20 | 0.00 | 115.20 | 0.00 | 0.00 | 0.00 | 115.20 | 19.87 | 95.33 | 17.26% | 13.01 | 0.00 | 0.00 |
| South Fork | 0.00 | 0.00 | 0.00 | 0.00 | 0.00 | 0.00 | 0.00 | 0.00 | 0.00 | 0.00% | 0.00 | 0.00 | 0.00 |
| Suburban (RH) | 375.80 | 0.00 | 375.80 | 0.00 | 0.00 | 0.00 | 375.80 | 14.87 | 360.93 | 3.96% | 5.74 | 0.00 | 0.00 |
| Talley's Cross | 37.95 | 0.00 | 37.95 | 0.00 | 0.00 | 0.00 | 37.95 | 18.29 | 19.66 | 48.19% | 10.12 | 0.00 | 0.00 |
| Triangle | 47.30 | 0.00 | 47.30 | 0.00 | 0.00 | 0.00 | 47.30 | 0.00 | 47.30 | 0.00% | 0.00 | 0.00 | 0.00 |
| Union Cross | 277.79 | 0.00 | 277.79 | 0.00 | 0.00 | 0.00 | 277.79 | 20.78 | 257.01 | 7.48% | 10.08 | 0.00 | 0.00 |
| Vienna | 224.64 | 0.00 | 224.64 | 0.00 | 0.00 | 0.00 | 224.64 | 1.30 | 223.34 | 0.58% | 0.58 | 0.00 | 0.00 |
| Walkertown NE | 545.61 | 0.00 | 545.61 | 0.00 | 0.00 | 0.00 | 545.61 | 23.24 | 522.37 | 4.26% | 9.57 | 0.00 | 4.84 |
| West Bend | 0.00 | 0.00 | 0.00 | 0.00 | 0.00 | 0.00 | 0.00 | 0.00 | 0.00 | 0.00% | 0.00 | 0.00 | 0.00 |
| FD Sub Totals | 6,747.72 | 0.00 | 6,747.72 | 22.18 | 0.00 | 0.00 | 6,725.54 | 902.47 | 5,823.07 | 13.42% | 397.80 | 0.00 | 4.84 |
| JU Sub Totals | 505,530.77 | 0.00 | 505,530.77 | 1,785.90 | 2.01 | 0.00 | 503,742.86 | 51,140.44 | 452,602.42 | 10.15% | 20,318.74 | 0.00 | 2,376.42 |
| Grand Totals | 512,278.49 | 0.00 | 512,278.49 | 1,808.08 | 2.01 | 0.00 | 510,468.40 | 52,042.91 | 458,425.49 | 10.20% | 20,716.54 | 0.00 | 2,381.26 |
| Adv Total | 5,633.95 | 0.00 | 5,633.95 | 12.00 | 0.00 | 0.00 | 5,621.95 | 509.97 | 5,111.98 | 9.07% | 231.48 | 0.00 | 23.76 |
| Gam Total | 675.00 | -5.00 | 670.00 | 0.00 | 0.00 | 0.00 | 670.00 | 65.00 | 605.00 | 9.70% | 0.00 | 0.00 | 10.00 |
| Ret Chk Total | 275.00 | 0.00 | 275.00 | 0.00 | 0.00 | 0.00 | 275.00 | 0.00 | 275.00 | 0.00% | 0.00 | 0.00 | 0.00 |
| Fees Totals | 6,583.95 | -5.00 | 6,578.95 | 12.00 | 0.00 | 0.00 | 6,566.95 | 574.97 | 5,991.98 | 8.76% | 231.48 | 0.00 | 33.76 |

YTD Through June 2014 (Charged) BackYear of 2007

| | A | B | C (A+B) | D | E | F | G (C-D-E-F) | H | I (G-H) | J (H/G * 100) | K | L | M |
|-----------------------|-----------------|-------------|---------------|----------|--------|-----------|-------------|-----------|-------------|---------------|------------|------------|------------|
| | Previous Uncoll | New Charges | Total Charges | Releases | Unders | Discounts | Net Charges | Collected | Uncollected | % Coll | Int. Total | Over Total | Rev. Total |
| Forsyth County | | | | | | | | | | | | | |
| Regular Tax | 201,986.77 | 0.00 | 201,986.77 | 846.12 | 0.35 | 0.00 | 201,140.30 | 10,735.48 | 190,404.82 | 5.34 % | 5,736.36 | 0.00 | 733.30 |
| Total | 201,986.77 | 0.00 | 201,986.77 | 846.12 | 0.35 | 0.00 | 201,140.30 | 10,735.48 | 190,404.82 | 5.34 % | 5,736.36 | 0.00 | 733.30 |
| Bethania | | | | | | | | | | | | | |
| Regular Tax | 391.65 | 0.00 | 391.65 | 0.00 | 0.00 | 0.00 | 391.65 | 0.00 | 391.65 | 0.00 % | 0.00 | 0.00 | 0.00 |
| Total | 391.65 | 0.00 | 391.65 | 0.00 | 0.00 | 0.00 | 391.65 | 0.00 | 391.65 | 0.00 % | 0.00 | 0.00 | 0.00 |
| Clemmons | | | | | | | | | | | | | |
| Regular Tax | 653.98 | 0.00 | 653.98 | 0.00 | 0.00 | 0.00 | 653.98 | 20.47 | 633.51 | 3.13 % | 18.97 | 0.00 | 0.00 |
| Stormwater | 261.38 | 0.00 | 261.38 | 0.00 | 0.00 | 0.00 | 261.38 | 0.00 | 261.38 | 0.00 % | 0.00 | 0.00 | 0.00 |
| Total | 915.36 | 0.00 | 915.36 | 0.00 | 0.00 | 0.00 | 915.36 | 20.47 | 894.89 | 2.24 % | 18.97 | 0.00 | 0.00 |
| High Point | | | | | | | | | | | | | |
| Regular Tax | 0.00 | 0.00 | 0.00 | 0.00 | 0.00 | 0.00 | 0.00 | 0.00 | 0.00 | 0.00 % | 0.00 | 0.00 | 0.00 |
| Total | 0.00 | 0.00 | 0.00 | 0.00 | 0.00 | 0.00 | 0.00 | 0.00 | 0.00 | 0.00 % | 0.00 | 0.00 | 0.00 |
| Kernersville | | | | | | | | | | | | | |
| Regular Tax | 8,225.62 | 0.00 | 8,225.62 | 14.10 | 0.00 | 0.00 | 8,211.52 | 206.23 | 8,005.29 | 2.51 % | 79.09 | 0.00 | 0.00 |
| Recycle | 30.07 | 0.00 | 30.07 | 0.00 | 0.00 | 0.00 | 30.07 | 30.07 | 0.00 | 100.00 % | 8.04 | 0.00 | 0.00 |
| Stormwater | 169.00 | 0.00 | 169.00 | 0.00 | 0.00 | 0.00 | 169.00 | 36.67 | 132.33 | 21.70 % | 9.80 | 0.00 | 0.00 |
| Vehicle | 55.00 | 0.00 | 55.00 | 0.00 | 0.00 | 0.00 | 55.00 | 0.00 | 55.00 | 0.00 % | 0.00 | 0.00 | 0.00 |
| Total | 8,479.69 | 0.00 | 8,479.69 | 14.10 | 0.00 | 0.00 | 8,465.59 | 272.97 | 8,192.62 | 3.22 % | 96.93 | 0.00 | 0.00 |
| King | | | | | | | | | | | | | |
| Regular Tax | 0.00 | 0.00 | 0.00 | 0.00 | 0.00 | 0.00 | 0.00 | 0.00 | 0.00 | 0.00 % | 0.00 | 0.00 | 0.00 |
| Total | 0.00 | 0.00 | 0.00 | 0.00 | 0.00 | 0.00 | 0.00 | 0.00 | 0.00 | 0.00 % | 0.00 | 0.00 | 0.00 |
| Lewisville | | | | | | | | | | | | | |
| Regular Tax | 500.49 | 0.00 | 500.49 | 45.74 | 0.00 | 0.00 | 454.75 | 0.00 | 454.75 | 0.00 % | 0.00 | 0.00 | 0.00 |
| Muni Distr WR | 0.33 | 0.00 | 0.33 | 0.00 | 0.00 | 0.00 | 0.33 | 0.00 | 0.33 | 0.00 % | 0.00 | 0.00 | 0.00 |
| Total | 500.82 | 0.00 | 500.82 | 45.74 | 0.00 | 0.00 | 455.08 | 0.00 | 455.08 | 0.00 % | 0.00 | 0.00 | 0.00 |
| Rural Hall | | | | | | | | | | | | | |
| Regular Tax | 312.12 | 0.00 | 312.12 | 0.00 | 0.00 | 0.00 | 312.12 | 0.00 | 312.12 | 0.00 % | 0.00 | 0.00 | 0.00 |
| Total | 312.12 | 0.00 | 312.12 | 0.00 | 0.00 | 0.00 | 312.12 | 0.00 | 312.12 | 0.00 % | 0.00 | 0.00 | 0.00 |
| Tobaccoville | | | | | | | | | | | | | |
| Regular Tax | 89.09 | 0.00 | 89.09 | 0.00 | 0.00 | 0.00 | 89.09 | 10.51 | 78.58 | 11.80 % | 9.93 | 0.00 | 0.00 |
| Total | 89.09 | 0.00 | 89.09 | 0.00 | 0.00 | 0.00 | 89.09 | 10.51 | 78.58 | 11.80 % | 9.93 | 0.00 | 0.00 |
| Walkertown | | | | | | | | | | | | | |
| Regular Tax | 702.99 | 0.00 | 702.99 | 0.00 | 0.00 | 0.00 | 702.99 | 18.53 | 684.46 | 2.64 % | 1.95 | 0.00 | 0.00 |
| Total | 702.99 | 0.00 | 702.99 | 0.00 | 0.00 | 0.00 | 702.99 | 18.53 | 684.46 | 2.64 % | 1.95 | 0.00 | 0.00 |
| Winston-Salem | | | | | | | | | | | | | |
| Regular Tax | 104,189.76 | 0.00 | 104,189.76 | 539.27 | 0.19 | 0.00 | 103,650.30 | 6,962.76 | 96,687.54 | 6.72 % | 3,782.66 | 0.00 | 401.05 |
| Vehicle | 3,137.42 | 0.00 | 3,137.42 | 0.00 | 0.00 | 0.00 | 3,137.42 | 120.00 | 3,017.42 | 3.82 % | 66.64 | 0.00 | 0.00 |
| Total | 107,327.18 | 0.00 | 107,327.18 | 539.27 | 0.19 | 0.00 | 106,787.72 | 7,082.76 | 99,704.96 | 6.63 % | 3,849.30 | 0.00 | 401.05 |
| Munis Totals | 118,718.90 | 0.00 | 118,718.90 | 599.11 | 0.19 | 0.00 | 118,119.60 | 7,405.24 | 110,714.36 | 6.27 % | 3,977.08 | 0.00 | 401.05 |

YTD Through June 2014 (Charged) BackYear of 2007

| | A | B | C (A+B) | D | E | F | G (C-D-E-F) | H | I (G-H) | J (HG*100) | K | L | M |
|----------------------|-------------------|-------------|-------------------|-----------------|-------------|-------------|-------------------|------------------|-------------------|--------------|-----------------|-------------|-----------------|
| | Previous Uncoll | New Charges | Total Charges | Releases | Unders | Discounts | Net Charges | Collected | Uncollected | % Coll | Int. Total | Over Total | Rev. Total |
| Beeson's CR | 888.24 | 0.00 | 888.24 | 0.00 | 0.00 | 0.00 | 888.24 | 0.00 | 888.24 | 0.00% | 0.00 | 0.00 | 0.00 |
| Belews Creek | 51.85 | 0.00 | 51.85 | 0.00 | 0.00 | 0.00 | 51.85 | 0.00 | 51.85 | 0.00% | 0.00 | 0.00 | 0.00 |
| City View | 18.90 | 0.00 | 18.90 | 0.00 | 0.00 | 0.00 | 18.90 | 0.00 | 18.90 | 0.00% | 0.00 | 0.00 | 0.00 |
| Clemmons (FD) | 667.77 | 0.00 | 667.77 | 0.00 | 0.00 | 0.00 | 667.77 | 36.51 | 631.26 | 5.47% | 19.43 | 0.00 | 0.00 |
| Forest Hill | 1.88 | 0.00 | 1.88 | 0.00 | 0.00 | 0.00 | 1.88 | 0.00 | 1.88 | 0.00% | 0.00 | 0.00 | 0.00 |
| Griffith | 42.80 | 0.00 | 42.80 | 0.00 | 0.00 | 0.00 | 42.80 | 4.77 | 38.03 | 11.14% | 2.64 | 0.00 | 0.00 |
| Gumtree | 29.79 | 0.00 | 29.79 | 0.00 | 0.00 | 0.00 | 29.79 | 0.00 | 29.79 | 0.00% | 0.00 | 0.00 | 0.00 |
| Hornetown | 231.91 | 0.00 | 231.91 | 0.00 | 0.00 | 0.00 | 231.91 | 0.00 | 231.91 | 0.00% | 0.00 | 0.00 | 0.00 |
| King (FD) | 56.01 | 0.00 | 56.01 | 0.00 | 0.00 | 0.00 | 56.01 | 0.00 | 56.01 | 0.00% | 0.00 | 0.00 | 0.00 |
| Lewisville (FD) | 293.66 | 0.00 | 293.66 | 15.50 | 0.00 | 0.00 | 278.16 | 0.00 | 278.16 | 0.00% | 0.00 | 0.00 | 0.00 |
| Mineral Springs | 168.60 | 0.00 | 168.60 | 0.00 | 0.00 | 0.00 | 168.60 | 0.00 | 168.60 | 0.00% | 0.00 | 0.00 | 0.00 |
| MS Service Dist. | 9.21 | 0.00 | 9.21 | 0.00 | 0.00 | 0.00 | 9.21 | 0.00 | 9.21 | 0.00% | 0.00 | 0.00 | 0.00 |
| Mount Tabor | 3.08 | 0.00 | 3.08 | 0.00 | 0.00 | 0.00 | 3.08 | 0.00 | 3.08 | 0.00% | 0.00 | 0.00 | 0.00 |
| Old Richmond | 385.73 | 0.00 | 385.73 | 0.00 | 0.00 | 0.00 | 385.73 | 53.41 | 332.32 | 13.85% | 29.30 | 0.00 | 0.00 |
| Piney Grove | 618.80 | 0.00 | 618.80 | 0.00 | 0.00 | 0.00 | 618.80 | 0.68 | 618.12 | 0.11% | 0.40 | 0.00 | 0.00 |
| Salem Chapel | 24.93 | 0.00 | 24.93 | 0.00 | 0.00 | 0.00 | 24.93 | 20.33 | 4.60 | 81.55% | 11.23 | 0.00 | 0.00 |
| South Fork | 0.00 | 0.00 | 0.00 | 0.00 | 0.00 | 0.00 | 0.00 | 0.00 | 0.00 | 0.00% | 0.00 | 0.00 | 0.00 |
| Suburban (RH) | 149.90 | 0.00 | 149.90 | 0.00 | 0.00 | 0.00 | 149.90 | 7.54 | 142.36 | 5.03% | 3.47 | 0.00 | 0.00 |
| Talley's Cross | 56.03 | 0.00 | 56.03 | 0.00 | 0.00 | 0.00 | 56.03 | 0.67 | 55.36 | 1.20% | 0.40 | 0.00 | 0.00 |
| Triangle | 58.74 | 0.00 | 58.74 | 0.00 | 0.00 | 0.00 | 58.74 | 0.00 | 58.74 | 0.00% | 0.00 | 0.00 | 0.00 |
| Union Cross | 269.61 | 0.00 | 269.61 | 0.00 | 0.00 | 0.00 | 269.61 | 0.00 | 269.61 | 0.00% | 0.00 | 0.00 | 0.00 |
| Vienna | 166.81 | 0.00 | 166.81 | 0.00 | 0.00 | 0.00 | 166.81 | 0.00 | 166.81 | 0.00% | 0.00 | 0.00 | 0.00 |
| Walkertown NE | 546.67 | 0.00 | 546.67 | 0.00 | 0.00 | 0.00 | 546.67 | 28.05 | 518.62 | 5.73% | 15.79 | 0.00 | 16.51 |
| West Bend | 0.00 | 0.00 | 0.00 | 0.00 | 0.00 | 0.00 | 0.00 | 0.00 | 0.00 | 0.00% | 0.00 | 0.00 | 0.00 |
| FD Sub Totals | 4,740.92 | 0.00 | 4,740.92 | 15.50 | 0.00 | 0.00 | 4,725.42 | 151.96 | 4,573.46 | 3.22% | 82.66 | 0.00 | 16.51 |
| JU Sub Totals | 320,705.67 | 0.00 | 320,705.67 | 1,445.23 | 0.54 | 0.00 | 319,259.90 | 18,140.72 | 301,119.18 | 6.68% | 9,713.44 | 0.00 | 1,134.35 |
| Grand Totals | 325,446.59 | 0.00 | 325,446.59 | 1,460.73 | 0.54 | 0.00 | 323,985.32 | 18,292.68 | 305,692.64 | 5.65% | 9,796.10 | 0.00 | 1,150.86 |
| Adv Total | 4,353.68 | 0.00 | 4,353.68 | 6.00 | 0.00 | 0.00 | 4,347.68 | 284.00 | 4,063.68 | 6.07% | 147.55 | 0.00 | 18.94 |
| Gam Total | 552.60 | 0.00 | 552.60 | 0.00 | 0.00 | 0.00 | 552.60 | 30.00 | 522.60 | 5.43% | 0.00 | 0.00 | 5.00 |
| Ret Chk Total | 36.03 | 0.00 | 36.03 | 0.00 | 0.00 | 0.00 | 36.03 | 0.00 | 36.03 | 0.00% | 0.00 | 0.00 | 0.00 |
| Fees Totals | 4,942.31 | 0.00 | 4,942.31 | 6.00 | 0.00 | 0.00 | 4,936.31 | 294.00 | 4,642.31 | 5.96% | 147.55 | 0.00 | 23.94 |

YTD Through June 2014 (Charged) BackYear of 2006

| | A | B | C (A+B) | D | E | F | G (G-D-E-F) | H | I (G-H) | J (H/G * 100) | K | L | M |
|-----------------------|-------------------|-------------|-------------------|---------------|-------------|-------------|-------------------|-----------------|-------------------|----------------|-----------------|-------------|---------------|
| | Previous Uncoil | New Charges | Total Charges | Releases | Unders | Discounts | Net Charges | Collected | Uncollected | % Coll | Int. Total | Over Total | Rev. Total |
| Forsyth County | | | | | | | | | | | | | |
| Regular Tax | 178,856.54 | 0.00 | 178,856.54 | 624.23 | 0.24 | 0.00 | 178,232.07 | 9,589.82 | 168,642.25 | 5.38 % | 6,620.38 | 0.00 | 552.63 |
| Dog Tax | 0.00 | 0.00 | 0.00 | 0.00 | 0.00 | 0.00 | 0.00 | 0.00 | 0.00 | 0.00 % | 0.00 | 0.00 | 0.00 |
| Total | 178,856.54 | 0.00 | 178,856.54 | 624.23 | 0.24 | 0.00 | 178,232.07 | 9,589.82 | 168,642.25 | 5.38 % | 6,620.38 | 0.00 | 552.63 |
| Bethania | | | | | | | | | | | | | |
| Regular Tax | 193.50 | 0.00 | 193.50 | 0.00 | 0.00 | 0.00 | 193.50 | 0.00 | 193.50 | 0.00 % | 0.00 | 0.00 | 0.00 |
| Total | 193.50 | 0.00 | 193.50 | 0.00 | 0.00 | 0.00 | 193.50 | 0.00 | 193.50 | 0.00 % | 0.00 | 0.00 | 0.00 |
| Clemmons | | | | | | | | | | | | | |
| Regular Tax | 1,019.42 | 0.00 | 1,019.42 | 0.00 | 0.00 | 0.00 | 1,019.42 | 12.76 | 1,006.66 | 1.25 % | 0.12 | 0.00 | 0.00 |
| Stormwater | 242.19 | 0.00 | 242.19 | 0.00 | 0.00 | 0.00 | 242.19 | 0.00 | 242.19 | 0.00 % | 0.00 | 0.00 | 0.00 |
| Total | 1,261.61 | 0.00 | 1,261.61 | 0.00 | 0.00 | 0.00 | 1,261.61 | 12.76 | 1,248.85 | 1.01 % | 0.12 | 0.00 | 0.00 |
| High Point | | | | | | | | | | | | | |
| Regular Tax | 0.00 | 0.00 | 0.00 | 0.00 | 0.00 | 0.00 | 0.00 | 0.00 | 0.00 | 0.00 % | 0.00 | 0.00 | 0.00 |
| Total | 0.00 | 0.00 | 0.00 | 0.00 | 0.00 | 0.00 | 0.00 | 0.00 | 0.00 | 0.00 % | 0.00 | 0.00 | 0.00 |
| Kernersville | | | | | | | | | | | | | |
| Regular Tax | 6,956.54 | 0.00 | 6,956.54 | 0.00 | 0.00 | 0.00 | 6,956.54 | 111.96 | 6,844.58 | 1.01 % | 81.93 | 0.00 | 0.00 |
| Recycle | 0.00 | 0.00 | 0.00 | 0.00 | 0.00 | 0.00 | 0.00 | 0.00 | 0.00 | 0.00 % | 0.00 | 0.00 | 0.00 |
| Stormwater | 132.33 | 0.00 | 132.33 | 0.00 | 0.00 | 0.00 | 132.33 | 0.00 | 132.33 | 0.00 % | 0.00 | 0.00 | 0.00 |
| Vehicle | 60.00 | 0.00 | 60.00 | 0.00 | 0.00 | 0.00 | 60.00 | 0.00 | 60.00 | 0.00 % | 0.00 | 0.00 | 0.00 |
| Total | 7,148.87 | 0.00 | 7,148.87 | 0.00 | 0.00 | 0.00 | 7,148.87 | 111.96 | 7,036.91 | 1.57 % | 81.93 | 0.00 | 0.00 |
| King | | | | | | | | | | | | | |
| Regular Tax | 0.00 | 0.00 | 0.00 | 0.00 | 0.00 | 0.00 | 0.00 | 0.00 | 0.00 | 0.00 % | 0.00 | 0.00 | 0.00 |
| Total | 0.00 | 0.00 | 0.00 | 0.00 | 0.00 | 0.00 | 0.00 | 0.00 | 0.00 | 0.00 % | 0.00 | 0.00 | 0.00 |
| Lewisville | | | | | | | | | | | | | |
| Regular Tax | 391.60 | 0.00 | 391.60 | 0.00 | 0.00 | 0.00 | 391.60 | 0.00 | 391.60 | 0.00 % | 0.00 | 0.00 | 0.00 |
| Muni Distr VR | 0.26 | 0.00 | 0.26 | 0.00 | 0.00 | 0.00 | 0.26 | 0.00 | 0.26 | 0.00 % | 0.00 | 0.00 | 0.00 |
| Total | 391.86 | 0.00 | 391.86 | 0.00 | 0.00 | 0.00 | 391.86 | 0.00 | 391.86 | 0.00 % | 0.00 | 0.00 | 0.00 |
| Rural Hall | | | | | | | | | | | | | |
| Regular Tax | 301.54 | 0.00 | 301.54 | 0.00 | 0.00 | 0.00 | 301.54 | 0.00 | 301.54 | 0.00 % | 0.00 | 0.00 | 0.00 |
| Total | 301.54 | 0.00 | 301.54 | 0.00 | 0.00 | 0.00 | 301.54 | 0.00 | 301.54 | 0.00 % | 0.00 | 0.00 | 0.00 |
| Tobaccoville | | | | | | | | | | | | | |
| Regular Tax | 67.22 | 0.00 | 67.22 | 0.00 | 0.00 | 0.00 | 67.22 | 0.00 | 67.22 | 0.00 % | 0.00 | 0.00 | 0.00 |
| Total | 67.22 | 0.00 | 67.22 | 0.00 | 0.00 | 0.00 | 67.22 | 0.00 | 67.22 | 0.00 % | 0.00 | 0.00 | 0.00 |
| Walkertown | | | | | | | | | | | | | |
| Regular Tax | 1,212.87 | 0.00 | 1,212.87 | 0.00 | 0.00 | 0.00 | 1,212.87 | 646.60 | 566.27 | 53.31 % | 434.84 | 0.00 | 0.00 |
| Total | 1,212.87 | 0.00 | 1,212.87 | 0.00 | 0.00 | 0.00 | 1,212.87 | 646.60 | 566.27 | 53.31 % | 434.84 | 0.00 | 0.00 |
| Winston-Salem | | | | | | | | | | | | | |
| Regular Tax | 82,535.10 | 0.00 | 82,535.10 | 454.59 | 0.19 | 0.00 | 82,080.32 | 3,217.17 | 78,863.15 | 3.92 % | 1,995.76 | 0.00 | 402.45 |
| Vehicle | 2,666.76 | 0.00 | 2,666.76 | 0.00 | 0.00 | 0.00 | 2,666.76 | 30.00 | 2,636.76 | 1.12 % | 19.28 | 0.00 | 0.00 |
| Total | 85,201.86 | 0.00 | 85,201.86 | 454.59 | 0.19 | 0.00 | 84,747.08 | 3,247.17 | 81,499.91 | 3.83 % | 2,015.04 | 0.00 | 402.45 |
| Munis Totals | 95,779.33 | 0.00 | 95,779.33 | 454.59 | 0.19 | 0.00 | 95,324.55 | 4,018.49 | 91,306.06 | 4.22 % | 2,531.93 | 0.00 | 402.45 |

YTD Through June 2014 (Charged) BackYear of 2006

| | A | B | C (A+B) | D | E | F | G (C-D-E-F) | H | I (G-H) | J (H*100) | K | L | M |
|----------------------|-------------------|-------------|-------------------|-----------------|-------------|-------------|-------------------|------------------|-------------------|--------------|-----------------|-------------|---------------|
| | Previous Uncoll | New Charges | Total Charges | Releases | Unders | Discounts | Net Charges | Collected | Uncollected | % Coll | Int. Total | Over Total | Rev. Total |
| Beeson's CR | 106.79 | 0.00 | 106.79 | 0.00 | 0.00 | 0.00 | 106.79 | 0.00 | 106.79 | 0.00% | 0.00 | 0.00 | 0.00 |
| Belews Creek | 43.92 | 0.00 | 43.92 | 0.00 | 0.00 | 0.00 | 43.92 | 3.62 | 40.30 | 8.24% | 2.22 | 0.00 | 0.00 |
| City View | 66.35 | 0.00 | 66.35 | 0.00 | 0.00 | 0.00 | 66.35 | 0.00 | 66.35 | 0.00% | 0.00 | 0.00 | 0.00 |
| Clemmons (FD) | 667.86 | 0.00 | 667.86 | 0.00 | 0.00 | 0.00 | 667.86 | 0.00 | 667.86 | 0.00% | 0.00 | 0.00 | 0.00 |
| Forest Hill | 0.00 | 0.00 | 0.00 | 0.00 | 0.00 | 0.00 | 0.00 | 0.00 | 0.00 | 0.00% | 0.00 | 0.00 | 0.00 |
| Griffith | 48.26 | 0.00 | 48.26 | 0.00 | 0.00 | 0.00 | 48.26 | 0.00 | 48.26 | 0.00% | 0.00 | 0.00 | 0.00 |
| Gumtree | 271.50 | 0.00 | 271.50 | 0.00 | 0.00 | 0.00 | 271.50 | 0.00 | 271.50 | 0.00% | 0.00 | 0.00 | 0.00 |
| Hornetown | 329.35 | 0.00 | 329.35 | 0.00 | 0.00 | 0.00 | 329.35 | 0.00 | 329.35 | 0.00% | 0.00 | 0.00 | 0.00 |
| King (FD) | 47.55 | 0.00 | 47.55 | 0.00 | 0.00 | 0.00 | 47.55 | 0.00 | 47.55 | 0.00% | 0.00 | 0.00 | 0.00 |
| Lewisville (FD) | 374.45 | 0.00 | 374.45 | 0.00 | 0.00 | 0.00 | 374.45 | 0.00 | 374.45 | 0.00% | 0.00 | 0.00 | 0.00 |
| Mineral Springs | 361.38 | 0.00 | 361.38 | 0.00 | 0.00 | 0.00 | 361.38 | 3.05 | 358.33 | 8.44% | 2.03 | 0.00 | 0.00 |
| MS Service Dist. | 0.00 | 0.00 | 0.00 | 0.00 | 0.00 | 0.00 | 0.00 | 0.00 | 0.00 | 0.00% | 0.00 | 0.00 | 0.00 |
| Mount Tabor | 12.30 | 0.00 | 12.30 | 0.00 | 0.00 | 0.00 | 12.30 | 0.00 | 12.30 | 0.00% | 0.00 | 0.00 | 0.00 |
| Old Richmond | 408.10 | 0.00 | 408.10 | 0.00 | 0.00 | 0.00 | 408.10 | 36.51 | 371.59 | 8.95% | 22.93 | 0.00 | 0.00 |
| Piney Grove | 633.36 | 0.00 | 633.36 | 0.00 | 0.00 | 0.00 | 633.36 | 0.00 | 633.36 | 0.00% | 4.62 | 0.00 | 0.00 |
| Salem Chapel | 39.44 | 0.00 | 39.44 | 0.00 | 0.00 | 0.00 | 39.44 | 20.75 | 18.69 | 52.61% | 13.33 | 0.00 | 0.00 |
| South Fork | 3.32 | 0.00 | 3.32 | 0.00 | 0.00 | 0.00 | 3.32 | 0.00 | 3.32 | 0.00% | 0.00 | 0.00 | 0.00 |
| Suburban (RH) | 115.23 | 0.00 | 115.23 | 0.00 | 0.00 | 0.00 | 115.23 | 10.01 | 105.22 | 8.69% | 6.39 | 0.00 | 0.00 |
| Talley's Cross | 87.12 | 0.00 | 87.12 | 0.00 | 0.00 | 0.00 | 87.12 | 0.00 | 87.12 | 0.00% | 0.00 | 0.00 | 0.00 |
| Triangle | 81.74 | 0.00 | 81.74 | 0.00 | 0.00 | 0.00 | 81.74 | 0.00 | 81.74 | 0.00% | 0.00 | 0.00 | 0.00 |
| Union Cross | 315.01 | 0.00 | 315.01 | 0.00 | 0.00 | 0.00 | 315.01 | 0.00 | 315.01 | 0.00% | 64.24 | 0.00 | 0.00 |
| Vienna | 160.11 | 0.00 | 160.11 | 0.00 | 0.00 | 0.00 | 160.11 | 6.60 | 153.51 | 4.12% | 4.24 | 0.00 | 0.00 |
| Walkertown NE | 715.05 | 0.00 | 715.05 | 0.00 | 0.00 | 0.00 | 715.05 | 63.17 | 651.88 | 8.83% | 41.74 | 0.00 | 0.00 |
| West Bend | 0.00 | 0.00 | 0.00 | 0.00 | 0.00 | 0.00 | 0.00 | 0.00 | 0.00 | 0.00% | 0.00 | 0.00 | 0.00 |
| FD Sub Totals | 4,888.19 | 0.00 | 4,888.19 | 0.00 | 0.00 | 0.00 | 4,888.19 | 143.71 | 4,744.48 | 2.94% | 161.74 | 0.00 | 0.00 |
| JU Sub Totals | 274,635.87 | 0.00 | 274,635.87 | 1,078.82 | 0.43 | 0.00 | 273,556.62 | 13,608.31 | 259,948.31 | 4.97% | 9,152.31 | 0.00 | 955.08 |
| Grand Totals | 279,524.06 | 0.00 | 279,524.06 | 1,078.82 | 0.43 | 0.00 | 278,444.81 | 13,752.02 | 264,692.79 | 4.94% | 9,314.05 | 0.00 | 955.08 |
| Adv Total | 3,691.47 | 0.00 | 3,691.47 | 12.00 | 0.00 | 0.00 | 3,679.47 | 192.00 | 3,487.47 | 5.22% | 122.77 | 0.00 | 9.63 |
| Garn Total | 500.00 | 0.00 | 500.00 | 0.00 | 0.00 | 0.00 | 500.00 | 35.00 | 465.00 | 7.00% | 0.00 | 0.00 | 0.00 |
| Ret Chk Total | 143.41 | 0.00 | 143.41 | 0.00 | 0.00 | 0.00 | 143.41 | 0.00 | 143.41 | 0.00% | 0.00 | 0.00 | 0.00 |
| Fees Totals | 4,334.88 | 0.00 | 4,334.88 | 12.00 | 0.00 | 0.00 | 4,322.88 | 227.00 | 4,095.88 | 5.25% | 122.77 | 0.00 | 9.63 |

YTD Through June 2014 (Charged) BackYear of 2005

| | A | B | C (A+B) | D | E | F | G (C-D-E-F) | H | I (G-H) | J (H/G * 100) | K | L | M |
|-----------------------|-------------------|-------------|-------------------|---------------|-------------|-------------|-------------------|-----------------|-------------------|----------------|-----------------|-------------|---------------|
| | Previous Uncoll | New Charges | Total Charges | Releases | Unders | Discounts | Net Charges | Collected | Uncollected | % Coll | Int. Total | Over Total | Rev. Total |
| Forsyth County | | | | | | | | | | | | | |
| Regular Tax | 178,405.27 | 0.00 | 178,405.27 | 303.21 | 1.06 | 0.00 | 178,101.00 | 4,635.44 | 173,465.56 | 2.60 % | 2,599.91 | 0.00 | 630.21 |
| Dog Tax | 0.00 | 0.00 | 0.00 | 0.00 | 0.00 | 0.00 | 0.00 | 0.00 | 0.00 | 0.00 % | 0.00 | 0.00 | 0.00 |
| Total | 178,405.27 | 0.00 | 178,405.27 | 303.21 | 1.06 | 0.00 | 178,101.00 | 4,635.44 | 173,465.56 | 2.60 % | 2,599.91 | 0.00 | 630.21 |
| Bethania | | | | | | | | | | | | | |
| Regular Tax | 69.30 | 0.00 | 69.30 | 0.00 | 0.00 | 0.00 | 69.30 | 0.00 | 69.30 | 0.00 % | 0.00 | 0.00 | 0.00 |
| Total | 69.30 | 0.00 | 69.30 | 0.00 | 0.00 | 0.00 | 69.30 | 0.00 | 69.30 | 0.00 % | 0.00 | 0.00 | 0.00 |
| Clemmons | | | | | | | | | | | | | |
| Regular Tax | 897.98 | 0.00 | 897.98 | 0.00 | 0.00 | 0.00 | 897.98 | 0.00 | 897.98 | 0.00 % | 0.00 | 0.00 | 0.00 |
| Stormwater | 222.00 | 0.00 | 222.00 | 0.00 | 0.00 | 0.00 | 222.00 | 0.00 | 222.00 | 0.00 % | 0.00 | 0.00 | 0.00 |
| Total | 1,119.98 | 0.00 | 1,119.98 | 0.00 | 0.00 | 0.00 | 1,119.98 | 0.00 | 1,119.98 | 0.00 % | 0.00 | 0.00 | 0.00 |
| High Point | | | | | | | | | | | | | |
| Regular Tax | 0.00 | 0.00 | 0.00 | 0.00 | 0.00 | 0.00 | 0.00 | 0.00 | 0.00 | 0.00 % | 0.00 | 0.00 | 0.00 |
| Total | 0.00 | 0.00 | 0.00 | 0.00 | 0.00 | 0.00 | 0.00 | 0.00 | 0.00 | 0.00 % | 0.00 | 0.00 | 0.00 |
| Kernersville | | | | | | | | | | | | | |
| Regular Tax | 10,453.50 | 0.00 | 10,453.50 | 0.00 | 0.00 | 0.00 | 10,453.50 | 129.07 | 10,324.43 | 1.23 % | 120.56 | 0.00 | 0.00 |
| Recycle | 0.00 | 0.00 | 0.00 | 0.00 | 0.00 | 0.00 | 0.00 | 0.00 | 0.00 | 0.00 % | 0.00 | 0.00 | 0.00 |
| Vehicle | 80.00 | 0.00 | 80.00 | 0.00 | 0.00 | 0.00 | 80.00 | 0.00 | 80.00 | 0.08 % | 0.00 | 0.00 | 0.00 |
| Total | 10,533.50 | 0.00 | 10,533.50 | 0.00 | 0.00 | 0.00 | 10,533.50 | 129.07 | 10,404.43 | 1.23 % | 120.56 | 0.00 | 0.00 |
| King | | | | | | | | | | | | | |
| Regular Tax | 0.00 | 0.00 | 0.00 | 0.00 | 0.00 | 0.00 | 0.00 | 0.00 | 0.00 | 0.00 % | 0.00 | 0.00 | 0.00 |
| Total | 0.00 | 0.00 | 0.00 | 0.00 | 0.00 | 0.00 | 0.00 | 0.00 | 0.00 | 0.00 % | 0.00 | 0.00 | 0.00 |
| Lewisville | | | | | | | | | | | | | |
| Regular Tax | 455.15 | 0.00 | 455.15 | 0.00 | 0.00 | 0.00 | 455.15 | 0.00 | 455.15 | 0.00 % | 0.00 | 0.00 | 0.00 |
| Vehicle | 0.00 | 0.00 | 0.00 | 0.00 | 0.00 | 0.00 | 0.00 | 0.00 | 0.00 | 0.00 % | 0.00 | 0.00 | 0.00 |
| Muni Distr WR | 8.69 | 0.00 | 8.69 | 0.00 | 0.00 | 0.00 | 8.69 | 0.00 | 8.69 | 0.00 % | 0.00 | 0.00 | 0.00 |
| Total | 463.84 | 0.00 | 463.84 | 0.00 | 0.00 | 0.00 | 463.84 | 0.00 | 463.84 | 0.00 % | 0.00 | 0.00 | 0.00 |
| Rural Hall | | | | | | | | | | | | | |
| Regular Tax | 2,006.18 | 0.00 | 2,006.18 | 0.00 | 0.00 | 0.00 | 2,006.18 | 0.00 | 2,006.18 | 0.00 % | 0.00 | 0.00 | 0.00 |
| Total | 2,006.18 | 0.00 | 2,006.18 | 0.00 | 0.00 | 0.00 | 2,006.18 | 0.00 | 2,006.18 | 0.00 % | 0.00 | 0.00 | 0.00 |
| Tobaccoville | | | | | | | | | | | | | |
| Regular Tax | 79.04 | 0.00 | 79.04 | 0.00 | 0.00 | 0.00 | 79.04 | 8.25 | 70.79 | 10.44 % | 6.29 | 0.00 | 0.00 |
| Total | 79.04 | 0.00 | 79.04 | 0.00 | 0.00 | 0.00 | 79.04 | 8.25 | 70.79 | 10.44 % | 6.29 | 0.00 | 0.00 |
| Walkertown | | | | | | | | | | | | | |
| Regular Tax | 612.46 | 0.00 | 612.46 | 0.00 | 0.00 | 0.00 | 612.46 | 0.00 | 612.46 | 0.00 % | 0.00 | 0.00 | 0.00 |
| Total | 612.46 | 0.00 | 612.46 | 0.00 | 0.00 | 0.00 | 612.46 | 0.00 | 612.46 | 0.00 % | 0.00 | 0.00 | 0.00 |
| Winston-Salem | | | | | | | | | | | | | |
| Regular Tax | 82,184.01 | 0.00 | 82,184.01 | 220.81 | 0.47 | 0.00 | 81,962.73 | 2,056.48 | 79,906.25 | 2.51 % | 1,308.05 | 0.00 | 458.95 |
| Vehicle | 1,968.90 | 0.00 | 1,968.90 | 0.00 | 0.00 | 0.00 | 1,968.90 | 30.00 | 1,938.90 | 1.52 % | 22.13 | 0.00 | 0.00 |
| Total | 84,152.91 | 0.00 | 84,152.91 | 220.81 | 0.47 | 0.00 | 83,931.63 | 2,086.48 | 81,845.15 | 2.49 % | 1,330.18 | 0.00 | 458.95 |
| Munis Totals | 99,037.21 | 0.00 | 99,037.21 | 220.81 | 0.47 | 0.00 | 98,815.93 | 2,223.80 | 96,592.13 | 2.25 % | 1,457.03 | 0.00 | 458.95 |

YTD Through June 2014 (Charged) BackYear of 2005

| | A | B | C (A+B) | D | E | F | G (C-D-E-F) | H | I (G-H) | J (H/G * 100) | K | L | M |
|----------------------|-------------------|-------------|-------------------|---------------|-------------|-------------|-------------------|-----------------|-------------------|---------------|-----------------|-------------|-----------------|
| | Previous Uncoil | New Charges | Total Charges | Releases | Unders | Discounts | Net Charges | Collected | Uncollected | % Coll | Int. Total | Over Total | Rev. Total |
| Beeson's CR | 128.88 | 0.00 | 128.88 | 0.00 | 0.00 | 0.00 | 128.88 | 0.73 | 128.15 | 0.57% | 0.54 | 0.00 | 0.00 |
| Belews Creek | 51.13 | 0.00 | 51.13 | 0.00 | 0.00 | 0.00 | 51.13 | 3.12 | 48.01 | 6.10% | 2.20 | 0.00 | 0.00 |
| City View | 61.70 | 0.00 | 61.70 | 0.00 | 0.00 | 0.00 | 61.70 | 0.00 | 61.70 | 0.00% | 0.00 | 0.00 | 0.00 |
| Clemmons (FD) | 640.25 | 0.00 | 640.25 | 0.00 | 0.00 | 0.00 | 640.25 | 0.00 | 640.25 | 0.00% | 0.00 | 0.00 | 0.00 |
| Forest Hill | 0.00 | 0.00 | 0.00 | 0.00 | 0.00 | 0.00 | 0.00 | 0.00 | 0.00 | 0.00% | 0.00 | 0.00 | 0.00 |
| Griffith | 50.28 | 0.00 | 50.28 | 0.00 | 0.00 | 0.00 | 50.28 | 0.00 | 50.28 | 0.00% | 0.00 | 0.00 | 0.00 |
| Gumtree | 361.74 | 0.00 | 361.74 | 0.00 | 0.00 | 0.00 | 361.74 | 0.00 | 361.74 | 0.00% | 0.00 | 0.00 | 0.00 |
| Horneytown | 207.42 | 0.00 | 207.42 | 0.00 | 0.00 | 0.00 | 207.42 | 0.00 | 207.42 | 0.00% | 0.00 | 0.00 | 0.00 |
| King (FD) | 25.30 | 0.00 | 25.30 | 0.00 | 0.00 | 0.00 | 25.30 | 0.00 | 25.30 | 0.00% | 0.00 | 0.00 | 0.00 |
| Lewisville (FD) | 242.55 | 0.00 | 242.55 | 0.00 | 0.00 | 0.00 | 242.55 | 0.00 | 242.55 | 0.00% | 0.00 | 0.00 | 0.00 |
| Mineral Springs | 198.98 | 0.00 | 198.98 | 0.00 | 0.00 | 0.00 | 198.98 | 2.44 | 196.54 | 1.23% | 2.75 | 0.00 | 0.00 |
| MS Service Dist. | 0.00 | 0.00 | 0.00 | 0.00 | 0.00 | 0.00 | 0.00 | 0.00 | 0.00 | 0.00% | 0.00 | 0.00 | 0.00 |
| Mount Tabor | 10.88 | 0.00 | 10.88 | 0.00 | 0.00 | 0.00 | 10.88 | 0.00 | 10.88 | 0.00% | 0.00 | 0.00 | 0.00 |
| Old Richmond | 279.94 | 0.00 | 279.94 | 0.00 | 0.00 | 0.00 | 279.94 | 26.58 | 253.36 | 9.49% | 20.14 | 0.00 | 0.00 |
| Piney Grove | 456.64 | 0.00 | 456.64 | 0.00 | 0.00 | 0.00 | 456.64 | 5.12 | 451.52 | 1.12% | 4.13 | 0.00 | 0.00 |
| Salem Chapel | 30.38 | 0.00 | 30.38 | 0.00 | 0.00 | 0.00 | 30.38 | 22.05 | 8.33 | 72.58% | 16.15 | 0.00 | 0.00 |
| South Fork | 0.00 | 0.00 | 0.00 | 0.00 | 0.00 | 0.00 | 0.00 | 0.00 | 0.00 | 0.00% | 0.00 | 0.00 | 0.00 |
| Suburban (RH) | 185.93 | 0.00 | 185.93 | 0.00 | 0.00 | 0.00 | 185.93 | 9.14 | 176.79 | 4.92% | 6.36 | 0.00 | 0.00 |
| Talley's Cross | 118.60 | 0.00 | 118.60 | 0.00 | 0.00 | 0.00 | 118.60 | 0.00 | 118.60 | 0.00% | 0.00 | 0.00 | 0.00 |
| Triangle | 72.29 | 0.00 | 72.29 | 0.00 | 0.00 | 0.00 | 72.29 | 0.00 | 72.29 | 0.00% | 0.00 | 0.00 | 0.00 |
| Union Cross | 147.30 | 0.00 | 147.30 | 0.00 | 0.00 | 0.00 | 147.30 | 0.00 | 147.30 | 0.00% | 0.00 | 0.00 | 0.00 |
| Vienna | 173.69 | 0.00 | 173.69 | 0.00 | 0.00 | 0.00 | 173.69 | 5.72 | 167.97 | 3.29% | 4.18 | 0.00 | 0.00 |
| Walkertown NE | 500.14 | 0.00 | 500.14 | 0.00 | 0.00 | 0.00 | 500.14 | 0.00 | 500.14 | 0.00% | 0.00 | 0.00 | 0.00 |
| West Bend | 0.00 | 0.00 | 0.00 | 0.00 | 0.00 | 0.00 | 0.00 | 0.00 | 0.00 | 0.00% | 0.00 | 0.00 | 0.00 |
| FD Sub Totals | 3,944.02 | 0.00 | 3,944.02 | 0.00 | 0.00 | 0.00 | 3,944.02 | 74.90 | 3,869.12 | 1.90% | 56.45 | 0.00 | 0.00 |
| JU Sub Totals | 277,442.48 | 0.00 | 277,442.48 | 524.02 | 1.53 | 0.00 | 276,916.93 | 6,859.24 | 270,057.69 | 2.48% | 4,056.94 | 0.00 | 1,089.16 |
| Grand Totals | 281,386.50 | 0.00 | 281,386.50 | 524.02 | 1.53 | 0.00 | 280,860.95 | 6,934.14 | 273,926.81 | 2.47% | 4,113.39 | 0.00 | 1,089.16 |
| Adv Total | 3,204.00 | 0.00 | 3,204.00 | 6.00 | 0.00 | 0.00 | 3,198.00 | 138.00 | 3,060.00 | 4.32% | 99.59 | 0.00 | 10.17 |
| Garn Total | 130.00 | 0.00 | 130.00 | 0.00 | 0.00 | 0.00 | 130.00 | 0.00 | 130.00 | 0.00% | 0.00 | 0.00 | 0.00 |
| Ret Chk Total | 25.00 | 0.00 | 25.00 | 0.00 | 0.00 | 0.00 | 25.00 | 0.00 | 25.00 | 0.00% | 0.00 | 0.00 | 0.00 |
| Fees Totals | 3,359.00 | 0.00 | 3,359.00 | 6.00 | 0.00 | 0.00 | 3,353.00 | 138.00 | 3,215.00 | 4.12% | 99.59 | 0.00 | 10.17 |

YTD Through June 2014 (Charged) BackYear of 2004

| | A | B | C (A+B) | D | E | F | G (C-D-E-F) | H | I (G-H) | J (H/G * 100) | K | L | M |
|-----------------------|-----------------|-------------|---------------|----------|--------|-----------|-------------|-----------|-------------|---------------|------------|------------|------------|
| | Previous Uncoll | New Charges | Total Charges | Releases | Unders | Discounts | Net Charges | Collected | Uncollected | % Coll | Int. Total | Over Total | Rev. Total |
| Forsyth County | | | | | | | | | | | | | |
| Regular Tax | 328,717.23 | 0.00 | 328,717.23 | 123.56 | 0.02 | 0.00 | 328,593.65 | 2,474.87 | 326,118.78 | 0.75 % | 2,565.89 | 0.34 | 649.27 |
| Total | 328,717.23 | 0.00 | 328,717.23 | 123.56 | 0.02 | 0.00 | 328,593.65 | 2,474.87 | 326,118.78 | 0.75 % | 2,565.89 | 0.34 | 649.27 |
| Bethania | | | | | | | | | | | | | |
| Regular Tax | 57.75 | 0.00 | 57.75 | 0.00 | 0.00 | 0.00 | 57.75 | 0.00 | 57.75 | 0.00 % | 0.00 | 0.00 | 0.00 |
| Total | 57.75 | 0.00 | 57.75 | 0.00 | 0.00 | 0.00 | 57.75 | 0.00 | 57.75 | 0.00 % | 0.00 | 0.00 | 0.00 |
| Clemmons | | | | | | | | | | | | | |
| Regular Tax | 1,083.26 | 0.00 | 1,083.26 | 0.00 | 0.00 | 0.00 | 1,083.26 | 0.00 | 1,083.26 | 0.00 % | 0.00 | 0.00 | 0.00 |
| Total | 1,083.26 | 0.00 | 1,083.26 | 0.00 | 0.00 | 0.00 | 1,083.26 | 0.00 | 1,083.26 | 0.00 % | 0.00 | 0.00 | 0.00 |
| High Point | | | | | | | | | | | | | |
| Regular Tax | 0.00 | 0.00 | 0.00 | 0.00 | 0.00 | 0.00 | 0.00 | 0.00 | 0.00 | 0.00 % | 0.00 | 0.00 | 0.00 |
| Total | 0.00 | 0.00 | 0.00 | 0.00 | 0.00 | 0.00 | 0.00 | 0.00 | 0.00 | 0.00 % | 0.00 | 0.00 | 0.00 |
| Kernersville | | | | | | | | | | | | | |
| Regular Tax | 8,482.11 | 0.00 | 8,482.11 | 0.00 | 0.00 | 0.00 | 8,482.11 | 9.00 | 8,473.11 | 0.11 % | 137.44 | 0.00 | 0.00 |
| Recycle | 0.00 | 0.00 | 0.00 | 0.00 | 0.00 | 0.00 | 0.00 | 0.00 | 0.00 | 0.00 % | 0.00 | 0.00 | 0.00 |
| Vehicle | 15.00 | 0.00 | 15.00 | 0.00 | 0.00 | 0.00 | 15.00 | 0.00 | 15.00 | 0.00 % | 0.00 | 0.00 | 0.00 |
| Total | 8,497.11 | 0.00 | 8,497.11 | 0.00 | 0.00 | 0.00 | 8,497.11 | 9.00 | 8,488.11 | 0.11 % | 137.44 | 0.00 | 0.00 |
| King | | | | | | | | | | | | | |
| Regular Tax | 0.00 | 0.00 | 0.00 | 0.00 | 0.00 | 0.00 | 0.00 | 0.00 | 0.00 | 0.00 % | 0.00 | 0.00 | 0.00 |
| Total | 0.00 | 0.00 | 0.00 | 0.00 | 0.00 | 0.00 | 0.00 | 0.00 | 0.00 | 0.00 % | 0.00 | 0.00 | 0.00 |
| Lewisville | | | | | | | | | | | | | |
| Regular Tax | 231.11 | 0.00 | 231.11 | 0.00 | 0.00 | 0.00 | 231.11 | 0.00 | 231.11 | 0.00 % | 0.00 | 0.00 | 0.00 |
| Vehicle | 0.00 | 0.00 | 0.00 | 0.00 | 0.00 | 0.00 | 0.00 | 0.00 | 0.00 | 0.00 % | 0.00 | 0.00 | 0.00 |
| Muni Distr WR | 0.00 | 0.00 | 0.00 | 0.00 | 0.00 | 0.00 | 0.00 | 0.00 | 0.00 | 0.00 % | 0.00 | 0.00 | 0.00 |
| Total | 231.11 | 0.00 | 231.11 | 0.00 | 0.00 | 0.00 | 231.11 | 0.00 | 231.11 | 0.00 % | 0.00 | 0.00 | 0.00 |
| Rural Hall | | | | | | | | | | | | | |
| Regular Tax | 275.36 | 0.00 | 275.36 | 0.00 | 0.00 | 0.00 | 275.36 | 0.00 | 275.36 | 0.00 % | 0.00 | 0.00 | 0.00 |
| Total | 275.36 | 0.00 | 275.36 | 0.00 | 0.00 | 0.00 | 275.36 | 0.00 | 275.36 | 0.00 % | 0.00 | 0.00 | 0.00 |
| Tobaccoville | | | | | | | | | | | | | |
| Regular Tax | 24.84 | 0.00 | 24.84 | 0.00 | 0.00 | 0.00 | 24.84 | 0.00 | 24.84 | 0.00 % | 0.00 | 0.00 | 0.00 |
| Total | 24.84 | 0.00 | 24.84 | 0.00 | 0.00 | 0.00 | 24.84 | 0.00 | 24.84 | 0.00 % | 0.00 | 0.00 | 0.00 |
| Walkertown | | | | | | | | | | | | | |
| Regular Tax | 488.26 | 0.00 | 488.26 | 0.00 | 0.00 | 0.00 | 488.26 | 0.00 | 488.26 | 0.00 % | 0.00 | 0.00 | 0.00 |
| Total | 488.26 | 0.00 | 488.26 | 0.00 | 0.00 | 0.00 | 488.26 | 0.00 | 488.26 | 0.00 % | 0.00 | 0.00 | 0.00 |
| Winston-Salem | | | | | | | | | | | | | |
| Regular Tax | 199,580.78 | 0.00 | 199,580.78 | 91.62 | 0.03 | 0.00 | 199,489.13 | 1,237.84 | 198,251.29 | 0.62 % | 1,287.49 | 0.26 | 481.19 |
| Vehicle | 1,268.32 | 0.00 | 1,268.32 | 0.00 | 0.00 | 0.00 | 1,268.32 | 0.00 | 1,268.32 | 0.00 % | 0.27 | 0.00 | 0.00 |
| Total | 200,849.10 | 0.00 | 200,849.10 | 91.62 | 0.03 | 0.00 | 200,757.45 | 1,237.84 | 199,519.61 | 0.62 % | 1,287.76 | 0.26 | 481.19 |
| Munis Totals | | | | | | | | | | | | | |
| | 211,506.79 | 0.00 | 211,506.79 | 91.62 | 0.03 | 0.00 | 211,415.14 | 1,246.84 | 210,168.30 | 0.59 % | 1,425.20 | 0.26 | 481.19 |

YTD Through June 2014 (Charged) BackYear of 2004

| | A | B | C (A+B) | D | E | F | G (C-D-E-F) | H | I (G-H) | J (I/G * 100) | K | L | M |
|----------------------|-------------------|-------------|-------------------|---------------|-------------|-------------|-------------------|-----------------|-------------------|---------------|-----------------|-------------|-----------------|
| | Previous Uncoll | New Charges | Total Charges | Releases | Unders | Discounts | Net Charges | Collected | Uncollected | % Coll | Int. Total | Over Total | Rev. Total |
| Beeson's CR | 117.35 | 0.00 | 117.35 | 0.00 | 0.00 | 0.00 | 117.35 | 0.09 | 117.26 | 0.08% | 0.10 | 0.00 | 0.00 |
| Belews Creek | 33.65 | 0.00 | 33.65 | 0.00 | 0.00 | 0.00 | 33.65 | 5.59 | 28.06 | 18.67% | 4.44 | 0.00 | 0.00 |
| City View | 38.27 | 0.00 | 38.27 | 0.00 | 0.00 | 0.00 | 38.27 | 0.00 | 38.27 | 0.00% | 0.00 | 0.00 | 0.00 |
| Clemmons (FD) | 759.36 | 0.00 | 759.36 | 0.00 | 0.00 | 0.00 | 759.36 | 0.00 | 759.36 | 0.00% | 0.00 | 0.00 | 0.00 |
| Forest Hill | 0.52 | 0.00 | 0.52 | 0.00 | 0.00 | 0.00 | 0.52 | 0.00 | 0.52 | 0.00% | 0.00 | 0.00 | 0.00 |
| Griffith | 63.19 | 0.00 | 63.19 | 0.00 | 0.00 | 0.00 | 63.19 | 0.00 | 63.19 | 0.00% | 0.00 | 0.00 | 0.00 |
| Gumtree | 326.97 | 0.00 | 326.97 | 0.00 | 0.00 | 0.00 | 326.97 | 0.00 | 326.97 | 0.00% | 0.00 | 0.00 | 0.00 |
| Horneytown | 278.14 | 0.00 | 278.14 | 0.00 | 0.00 | 0.00 | 278.14 | 0.00 | 278.14 | 0.00% | 0.00 | 0.00 | 0.00 |
| King (FD) | 19.48 | 0.00 | 19.48 | 0.00 | 0.00 | 0.00 | 19.48 | 0.00 | 19.48 | 0.00% | 0.00 | 0.00 | 0.00 |
| Lewisville (FD) | 275.45 | 0.00 | 275.45 | 0.00 | 0.00 | 0.00 | 275.45 | 0.00 | 275.45 | 0.00% | 0.00 | 0.00 | 0.00 |
| Mineral Springs | 158.83 | 0.00 | 158.83 | 0.00 | 0.00 | 0.00 | 158.83 | 4.80 | 154.03 | 3.02% | 4.00 | 0.00 | 0.00 |
| MS Service Dist. | 0.00 | 0.00 | 0.00 | 0.00 | 0.00 | 0.00 | 0.00 | 0.00 | 0.00 | 0.00% | 0.00 | 0.00 | 0.00 |
| Mount Tabor | 7.41 | 0.00 | 7.41 | 0.00 | 0.00 | 0.00 | 7.41 | 0.00 | 7.41 | 0.00% | 0.00 | 0.00 | 0.00 |
| Old Richmond | 149.27 | 0.00 | 149.27 | 0.00 | 0.00 | 0.00 | 149.27 | 14.88 | 134.39 | 9.97% | 12.02 | 0.00 | 0.00 |
| Piney Grove | 534.75 | 0.00 | 534.75 | 0.00 | 0.00 | 0.00 | 534.75 | 2.40 | 532.35 | 0.45% | 2.08 | 0.00 | 0.00 |
| Salem Chapel | 89.18 | 0.00 | 89.18 | 0.00 | 0.00 | 0.00 | 89.18 | 20.38 | 68.80 | 22.85% | 16.76 | 0.00 | 0.00 |
| South Fork | 0.00 | 0.00 | 0.00 | 0.00 | 0.00 | 0.00 | 0.00 | 0.00 | 0.00 | 0.00% | 0.00 | 0.00 | 0.00 |
| Suburban (RH) | 131.42 | 0.00 | 131.42 | 0.00 | 0.00 | 0.00 | 131.42 | 9.71 | 122.31 | 6.93% | 7.15 | 0.00 | 0.00 |
| Talley's Cross | 94.00 | 0.00 | 94.00 | 0.00 | 0.00 | 0.00 | 94.00 | 0.00 | 94.00 | 0.00% | 0.00 | 0.00 | 0.00 |
| Triangle | 65.91 | 0.00 | 65.91 | 0.00 | 0.00 | 0.00 | 65.91 | 0.00 | 65.91 | 0.00% | 0.00 | 0.00 | 0.00 |
| Union Cross | 178.17 | 0.00 | 178.17 | 0.00 | 0.00 | 0.00 | 178.17 | 0.00 | 178.17 | 0.00% | 0.00 | 0.00 | 0.00 |
| Vienna | 156.54 | 0.00 | 156.54 | 0.00 | 0.00 | 0.00 | 156.54 | 5.98 | 150.56 | 3.82% | 4.92 | 0.00 | 0.00 |
| Walkertown NE | 369.30 | 0.00 | 369.30 | 0.00 | 0.00 | 0.00 | 369.30 | 0.00 | 369.30 | 0.00% | 0.00 | 0.00 | 0.00 |
| West Bend | 0.00 | 0.00 | 0.00 | 0.00 | 0.00 | 0.00 | 0.00 | 0.00 | 0.00 | 0.00% | 0.00 | 0.00 | 0.00 |
| FD Sub Totals | 3,847.16 | 0.00 | 3,847.16 | 0.00 | 0.00 | 0.00 | 3,847.16 | 63.23 | 3,783.93 | 1.64% | 51.47 | 0.00 | 0.00 |
| JU Sub Totals | 540,224.02 | 0.00 | 540,224.02 | 215.18 | 0.05 | 0.00 | 540,008.79 | 3,721.71 | 536,287.08 | 0.69% | 3,991.09 | 0.60 | 1,130.46 |
| Grand Totals | 544,071.18 | 0.00 | 544,071.18 | 215.18 | 0.05 | 0.00 | 543,855.95 | 3,784.94 | 540,071.01 | 0.70% | 4,042.56 | 0.60 | 1,130.46 |
| Adv Total | 3,139.50 | 0.00 | 3,139.50 | 0.00 | 0.00 | 0.00 | 3,139.50 | 143.75 | 2,995.75 | 4.58% | 112.68 | 0.01 | 16.01 |
| Garn Total | 165.00 | 0.00 | 165.00 | 0.00 | 0.00 | 0.00 | 165.00 | 6.56 | 158.44 | 3.98% | 0.00 | 0.01 | 0.00 |
| Ret Chk Total | 0.00 | 0.00 | 0.00 | 0.00 | 0.00 | 0.00 | 0.00 | 0.00 | 0.00 | 0.00% | 0.00 | 0.00 | 0.00 |
| Fees Totals | 3,304.50 | 0.00 | 3,304.50 | 0.00 | 0.00 | 0.00 | 3,304.50 | 150.31 | 3,154.19 | 4.55% | 112.68 | 0.02 | 16.01 |

Forsyth County Tax Collection System
 Year End Audit Report
 Total Uncollected For All Billing Years
 As of June 30, 2014

| TAX-DESCRIPTION | TAX-AMOUNT | LATE-TAX | DOG-TAX | VEHUNCOLL | VEHICLE-PEN | ECYCLEUNCOLL | STORMUNCOLL | TOTAL |
|-------------------------------|--------------|------------|---------|------------|-------------|--------------|-------------|--------------|
| Forsyth County | 7,861,184.92 | 118,022.63 | 0.00 | 0.00 | 0.00 | 0.00 | 0.00 | 7,979,207.55 |
| Winston-Salem | 3,774,488.51 | 49,555.82 | 0.00 | 665,827.63 | 0.00 | 0.00 | 0.00 | 4,489,871.96 |
| Kernersville | 463,513.21 | 9,850.89 | 0.00 | 17,293.65 | 0.00 | 4,137.41 | 29,513.52 | 524,308.68 |
| Lewisville | 45,041.61 | 526.78 | 0.00 | 0.00 | 0.00 | 0.00 | 0.00 | 45,568.39 |
| Municipal Service District FD | 328.27 | 7.89 | 0.00 | 0.00 | 0.00 | 0.00 | 0.00 | 336.16 |
| Clemmons | 39,684.55 | 1,010.15 | 0.00 | 0.00 | 0.00 | 0.00 | 13,111.14 | 53,805.84 |
| Bethania | 4,613.28 | 7.93 | 0.00 | 0.00 | 0.00 | 0.00 | 0.00 | 4,621.21 |
| King | 5,919.99 | 15.26 | 0.00 | 380.30 | 0.00 | 0.00 | 0.00 | 6,315.55 |
| Rural Hall | 20,079.68 | 133.99 | 0.00 | 0.00 | 0.00 | 0.00 | 0.00 | 20,213.67 |
| Tobaccoville | 3,693.58 | 123.56 | 0.00 | 0.00 | 0.00 | 0.00 | 0.00 | 3,817.14 |
| Walkertown | 38,488.68 | 555.32 | 0.00 | 0.00 | 0.00 | 0.00 | 0.00 | 39,044.00 |
| High Point | 202.20 | 0.00 | 0.00 | 40.00 | 0.00 | 0.00 | 0.00 | 242.20 |
| Beesons Cross Roads FD | 7,432.29 | 147.37 | 0.00 | 0.00 | 0.00 | 0.00 | 0.00 | 7,579.66 |
| Beeson Crossroads Serv Dist | 187.58 | 0.05 | 0.00 | 0.00 | 0.00 | 0.00 | 0.00 | 187.63 |
| Piney Grove FD | 18,855.72 | 664.17 | 0.00 | 0.00 | 0.00 | 0.00 | 0.00 | 19,519.89 |
| King FD | 1,505.11 | 14.11 | 0.00 | 0.00 | 0.00 | 0.00 | 0.00 | 1,519.22 |
| Vienna FD | 9,034.17 | 123.20 | 0.00 | 0.00 | 0.00 | 0.00 | 0.00 | 9,157.37 |
| City View FD | 1,705.18 | 17.77 | 0.00 | 0.00 | 0.00 | 0.00 | 0.00 | 1,722.95 |
| Horneytown FD | 9,114.55 | 173.25 | 0.00 | 0.00 | 0.00 | 0.00 | 0.00 | 9,287.80 |
| Mineral Springs FD | 10,677.17 | 119.32 | 0.00 | 0.00 | 0.00 | 0.00 | 0.00 | 10,796.49 |
| Forest Hill FD | 558.66 | 14.95 | 0.00 | 0.00 | 0.00 | 0.00 | 0.00 | 573.61 |
| Clemmons FD | 19,230.08 | 638.80 | 0.00 | 0.00 | 0.00 | 0.00 | 0.00 | 19,868.88 |
| Gumtree FD | 2,039.09 | 105.79 | 0.00 | 0.00 | 0.00 | 0.00 | 0.00 | 2,144.88 |
| Suburban (Rural Hall) FD | 11,440.92 | 248.63 | 0.00 | 0.00 | 0.00 | 0.00 | 0.00 | 11,689.55 |
| Belews Creek FD | 5,228.60 | 86.50 | 0.00 | 0.00 | 0.00 | 0.00 | 0.00 | 5,315.10 |
| Triangle FD | 2,416.85 | 66.64 | 0.00 | 0.00 | 0.00 | 0.00 | 0.00 | 2,483.49 |
| Griffith FD | 3,825.42 | 58.05 | 0.00 | 0.00 | 0.00 | 0.00 | 0.00 | 3,883.47 |
| Lewisville FD | 20,502.92 | 286.98 | 0.00 | 0.00 | 0.00 | 0.00 | 0.00 | 20,789.90 |
| Mount Tabor FD | 2,142.54 | 3.85 | 0.00 | 0.00 | 0.00 | 0.00 | 0.00 | 2,146.39 |
| West Bend FD | 528.67 | 3.18 | 0.00 | 0.00 | 0.00 | 0.00 | 0.00 | 531.85 |
| Walkertown (Northeast) FD | 16,855.94 | 275.05 | 0.00 | 0.00 | 0.00 | 0.00 | 0.00 | 17,130.99 |
| Old Richmond FD | 15,472.81 | 155.47 | 0.00 | 0.00 | 0.00 | 0.00 | 0.00 | 15,628.28 |

| TAX DESCRIPTION | TAX AMOUNT | LATE TAX | DOG TAX | VEH UNCOLL | VEHICLE PEN | ECYCLE UNCOLL | STORM UNCOLL | TOTAL |
|--------------------------------|---------------|------------|---------|------------|-------------|---------------|--------------|---------------|
| South Fork FD | 20.38 | 0.30 | 0.00 | 0.00 | 0.00 | 0.00 | 0.00 | 20.68 |
| Talleys Crossing FD | 8,544.69 | 65.77 | 0.00 | 0.00 | 0.00 | 0.00 | 0.00 | 8,610.46 |
| Union Cross FD | 8,065.62 | 67.09 | 0.00 | 0.00 | 0.00 | 0.00 | 0.00 | 8,132.71 |
| Salem Chapel FD | 3,677.94 | 40.09 | 0.00 | 0.00 | 0.00 | 0.00 | 0.00 | 3,718.03 |
| Mineral Springs Service Distri | 605.26 | 6.03 | 0.00 | 0.00 | 0.00 | 0.00 | 0.00 | 611.29 |
| | 12,436,906.64 | 183,192.63 | 0.00 | 683,541.58 | 0.00 | 4,137.41 | 42,624.66 | 13,350,402.92 |

AFFIDAVIT

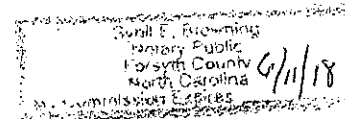
John T. Burgiss, RES, Tax Collector for Forsyth County and all jurisdictions within Forsyth County, being duly appointed, deposes and says:

That I have submitted, herewith, in accordance with G.S. 105-373(b) the amount of taxes remaining unpaid for years 2004 through 2013, that I have made a diligent effort within the time permitted by law to collect such taxes out of the property of such taxpayers, and by other means available to me for collection of such taxes.


 John T. Burgiss, RES

Sworn to and subscribed before me, this the 15th day of July, 2014.


 Notary Public



NON-TAX COLLECTIONS

| | <u>COLLECTIONS</u> <u>TAX YR 12-13</u> | <u>COLLECTIONS</u> <u>TAX YR 13-14</u> |
|-------------------------------------|---|---|
| SCHEDULE B LICENSES | 18,861.45 | 18,389.79 |
| SCHEDULE B (PRIOR YEARS) | 0.00 | 0.00 |
| BEER & WINE LICENSES | 20,614.50 | 21,080.13 |
| FIRE CITATIONS | 0.00 | 0.00 |
| FIRE COURT COST | 0.00 | 0.00 |
| FIRE INSPECTION FEES | 950.00 | 650.00 |
| STREET ASSESSMENTS | 0.00 | 0.00 |
| CERTIFICATION FEES | 0.00 | 0.00 |
| TAXES COLL. FOR OTHER COUNTIES | 0.00 | 0.00 |
| PREPAYMENTS | 116,708.17 | 133,005.17 |
| RETURNED CHECK FEES | 0.00 | 0.00 |
| ROOM OCCUPANCY TAX | 4,071,606.86 | 4,392,527.19 |
| UNDISTRIBUTED PENALTIES | 0.00 | 0.00 |
| MAPPING FEES | 894.05 | 1,270.55 |
| RURAL HALL SANITATION FEES | 0.00 | 750.00 |
| TOBACCOVILLE SANITATION FEES | 0.00 | 165.00 |
| WALKERTOWN SANITATION FEES | 0.00 | 284.73 |
| CITY OF W-S SANITATION FEES | 215,407.61 | 166,021.36 |
| TAXES BEYOND STATUTE OF LIMITATIONS | 166,826.85 | 42,766.13 |
| TAX FORECLOSURE REIMBURSEMENT | 282,102.87 | 139,739.12 |
| LEVY | 0.00 | 0.00 |
| VEHICLE RENTAL TAXES | 1,163,668.40 | 1,277,207.23 |
| HEAVY EQUIPMENT | 97,457.19 | 126,020.32 |
| | <u>6,155,097.95</u> | <u>6,319,876.72</u> |
| TOTAL NON-TAX COLLECTED | <u><u>6,155,097.95</u></u> | <u><u>6,319,876.72</u></u> |

STATE OF NORTH CAROLINA

COUNTY OF FORSYTH

TAX COLLECTOR'S REPORT OF 2013

ACCOUNTS RECEIVABLE--REAL ESTATE

JOHN T. BURGESS, RES, Forsyth County Tax Collector, being duly sworn, deposes and says the following:

A complete list of persons owning real property whose taxes remain unpaid and the principal amount due as of July 1, 2014 has been filed with the Clerk to the Board of County Commissioners and is available for inspection. The principal amount of taxes due as of July 1, 2014, is \$3,482,746.42.





John T. Burgess, RES
County Tax Collector

Sworn to and subscribed

before me, this the 15th

day of July, 2014



Notary Public

STATE OF NORTH CAROLINA
COUNTY OF FORSYTH

TAX COLLECTOR'S REPORT OF
2013 ACCOUNTS RECEIVABLE -
PERSONAL PROPERTY

JOHN T. BURGESS, RES, Forsyth County Tax Collector, being duly sworn, deposes and says the following:

A list of persons not owning real property whose personal property taxes remain unpaid and the principal amount of taxes due as of July 1, 2014, has been filed with the Clerk to the Board of Commissioners and is available for inspection. The principal amount of personal property taxes due as of July 1, 2014 is \$502,462.90. To this list I append my affidavit as to the effort made to collect these taxes.




John T. Burgess, Res
County Tax Collector

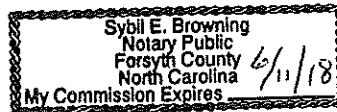
Sworn to and subscribed

before me, this the 15th

day of July, 2014



Notary Public

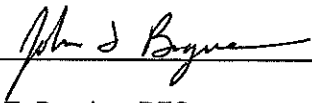


STATE OF NORTH CAROLINA
COUNTY OF FORSYTH

TAX COLLECTOR'S REPORT OF
2013 ACCOUNTS RECEIVABLE -
MOTOR VEHICLES

JOHN T. BURGISS, RES, Forsyth County Tax Collector, being duly sworn, deposes and says the following:

A list of persons not owning real property whose motor vehicle taxes remain unpaid and the principal amount of taxes due as of July 1, 2014, has been filed with the Clerk to the Board of Commissioners and is available for inspection. The principal amount of motor vehicle taxes due as of July 1, 2014 is \$1,715,395.29. To this list I append my affidavit as to the effort made to collect these taxes.




John T. Burgiss, RES
County Tax Collector

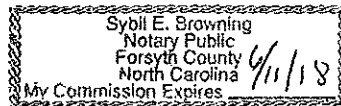
Sworn to and subscribed

before me, this the 15th

day of July, 2014



Notary Public



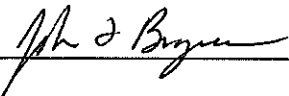
STATE OF NORTH CAROLINA

COUNTY OF FORSYTH

TAX COLLECTOR'S REPORT OF
2013 SMALL UNDERPAYMENT AND OVERPAYMENT
OF TAXES RECEIVED PURSUANT TO G.S. 105-357(c)

JOHN T. BURGESS, RES, Forsyth County Tax Collector, being duly
sworn, deposes and says the following:

A complete list of "small underpayments and overpayments" of
taxes has been filed with the Clerk to the Board of County Commissioners
and is available for inspection. The amount of underpayments as of
July 1, 2014 is \$1,462.92. The amount of overpayments as of July 1, 2014
is \$ 529.76.




John T. Burgess, RES
County Tax Collector

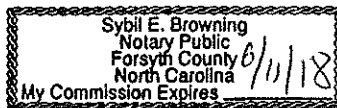
Sworn to and subscribed

before me, this the 15th

day of July, 2014



Notary Public



| Jurisdiction/Fire District | Under Pay | Over Pay |
|----------------------------------|-----------------|---------------|
| Forsyth County | 900.64 | 322.89 |
| Winston-Salem | 470.25 | 162.11 |
| Kernersville | 52.09 | 20.74 |
| Rural Hall | 4.44 | 1.38 |
| Walkertown | 5.37 | 3.10 |
| Clemmons | 11.66 | 3.00 |
| Tobaccoville | 1.33 | 0.38 |
| Lewisville | 14.25 | 4.04 |
| King | 1.54 | 1.25 |
| Bethania | 0.77 | 0.10 |
| High Point | 0.58 | 0.00 |
| Beesons Cross Roads FD | 0.00 | 0.57 |
| Belews Creek FD | 0.00 | 0.31 |
| City View FD | 0.00 | 0.04 |
| Clemmons FD | 0.00 | 1.06 |
| Griffith FD | 0.00 | 0.08 |
| Horneytown FD | 0.00 | 0.90 |
| King FD | 0.00 | 0.03 |
| Lewisville FD | 0.00 | 1.08 |
| Mineral Springs FD | 0.00 | 0.31 |
| Municipal Service District FD | 0.00 | 0.09 |
| Old Richmond FD | 0.00 | 1.24 |
| Pinney Grove FD | 0.00 | 0.98 |
| Salem Chapel FD | 0.00 | 0.09 |
| Suburban (Rural Hall) FD | 0.00 | 0.62 |
| Talleys Crossing FD | 0.00 | 0.39 |
| Triangle FD | 0.00 | 0.22 |
| Union Cross FD | 0.00 | 0.65 |
| Vienna FD | 0.00 | 1.07 |
| Walkertown (Northeast) FD | 0.00 | 0.90 |
| West Bend FD | 0.00 | 0.06 |
| Beeson Crossroads Serv Dist Fire | 0.00 | 0.08 |
| Grand Totals All: | 1,462.92 | 529.76 |

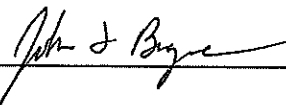
STATE OF NORTH CAROLINA

COUNTY OF FORSYTH

TAX COLLECTOR'S REPORT OF
MINIMAL TAXES PURSUANT TO
G.S. 105-321(f)

JOHN T. BURGESS, RES, Forsyth County Tax Collector, being duly
sworn, deposes and says the following:

A complete list of minimal taxes when the "total original principal amount is \$3.50 or
less" has been filed with the Clerk to the Board of County Commissioners and is
available for inspection. The total amount as of July 1, 2014 is \$11,307.10.




John T. Burgess, RES
County Tax Collector

Sworn to and subscribed

before me, this the 15th

day of July, 2014



Notary Public

