

FORSYTH COUNTY
BOARD OF COMMISSIONERS

MEETING DATE: July 15, 2013 AGENDA ITEM NUMBER: 17

SUBJECT: Resolution Approving the Tax Collector's Annual Settlement for Fiscal Year 2012 – 2013 and Prior Years

COUNTY MANAGER'S RECOMMENDATION OR COMMENTS: Recommend Approval

SUMMARY OF INFORMATION: See attached

ATTACHMENTS: YES NO

SIGNATURE: *J. Dudley Abate, Jr.* DATE: July 11, 2013
COUNTY MANAGER

**RESOLUTION APPROVING
THE TAX COLLECTOR'S ANNUAL SETTLEMENT
FOR FISCAL YEAR 2012 - 2013 AND PRIOR YEARS**

WHEREAS, pursuant to the provisions of N.C.G.S. 105-373, the Tax Collector has made his report of settlement to the Forsyth County Board of Commissioners for fiscal year 2012 - 2013 and prior years after July 1 and before he is charged with taxes for the current fiscal year, 2013-2014;

WHEREAS, based upon the written and oral report of settlement of the Tax Collector, the Forsyth County Board of Commissioners has made sufficient inquiry in order to reach a determination that the collection work of the Tax Collector has been performed satisfactorily and that the Tax Collector has done everything that he could have done to collect taxes on whatever property may have been available;

WHEREAS, as required by N.C.G.S. 105-373, before being charged with taxes for the current fiscal year, the Tax Collector has presented to the Board of Commissioners a list of the persons owning real property whose taxes for the preceding fiscal year remain unpaid and the principal amount owed by each person and a list of the persons not owning real property whose personal property taxes for the preceding fiscal year remain unpaid and the principal amount owed by each person, along with a statement under oath that he has made diligent efforts to collect the taxes due from the persons listed out of their personal property and by other means available to him for collection, and he has reported such other information concerning taxpayers as may be of interest to or required by the Board of Commissioners, including a report of his efforts to make collection outside the taxing unit under the provisions of G.S. 105-364;

WHEREAS, the settlement of the Tax Collector, including the settlement for the taxes for prior years, which are attached hereto, together with this action of the Board of Commissioners, shall be entered in full upon the minutes of the said Board;

WHEREAS, approval of this settlement does not relieve the tax collector or his bondsmen of liability for any shortage actually existing at the time of the settlement and thereafter discovered, nor does it relieve the collector of any criminal liability;

NOW THEREFORE BE IT RESOLVED by the Forsyth County Board of Commissioners that the list of persons owning real property whose 2012 real property taxes remain unpaid and the list of persons not owning real property whose 2012 personal property taxes remain unpaid and the principal amount owed by each person are hereby acknowledged as received; the attached collection reports of 2003 through 2012 taxes, and unpaid taxes for 2003 through 2012, as of June 30, 2013, are acknowledged as received; the report of underpayment and overpayment of taxes is acknowledged as received; the report of minimal taxes is acknowledged as received; and the report concerning the efforts made to locate taxpayers who have moved from the taxing unit, the efforts made to locate personal property in other taxing units belonging to delinquent taxpayers, and the efforts made under the provisions of N.C.G.S. 105-364 to collect taxes is acknowledged as received.

BE IT FURTHER RESOLVED by the Forsyth County Board of Commissioners that the annual settlement of the Tax Collector for fiscal year 2012-2013 and prior years is hereby accepted as presented by the Tax Collector.

BE IT FURTHER RESOLVED by the Forsyth County Board of Commissioners that the following documents attached hereto and incorporated herein are approved, consisting of 42 pages and further described as follows:

- 1) Settlement of 2012 Tax Accounts as of June 30, 2013, including the following that the tax collector shall be charged with: the total amount of all taxes in his hands for the year, including amounts originally charged to him and all amounts subsequently charged on account of discoveries; all penalties, interest, and costs collected by him in connection with taxes for the current year; and all other sums collected by him. The tax collector shall be credited with: all sums representing taxes for the year deposited by him; releases duly allowed by the governing body; the principal amount of taxes constituting liens on real property, personal property, and registered motor vehicles; and commissions (if any) lawfully payable to the tax collector as compensation.
- 2) Settlement of prior years (2003 through 2011) Tax Accounts, and 2012 Tax Accounts as of June 30, 2013, for Forsyth County and its municipalities, and annual statement of collections for July 1, 2012, through June 30, 2013, of non-tax revenues.
- 3) Settlement of Beeson's Cross Roads Fire Protection District, Belews Creek Fire and Rescue Protection District, City View Fire Protection District, Clemmons Fire and Rescue Protection District, Forest Hill Fire and Rescue Protection District, Griffith Fire Protection District, Gumtree Fire and Rescue Protection District, Horneytown Fire and Rescue Protection District, King of Forsyth County Fire and Rescue Protection District, Lewisville Fire and Rescue Protection District, Mineral Springs Fire Protection District, Mineral Springs Service District, Mount Tabor Fire and Rescue Protection District, Northeast Fire and Rescue Protection District, Old Richmond Fire and Rescue Protection District, Piney Grove Fire Protection District, Suburban Fire and Rescue Protection District, Salem Chapel Fire and Rescue Protection District, South Fork Fire Protection District, Talley's Crossing Fire and Rescue Protection District, Triangle Fire Protection District, Union Cross Fire and Rescue Protection District, Vienna Fire Protection District, and West Bend Service District for 2012 and applicable prior years.

ADOPTED this the 15th day of July, 2013.

2012 - 2013



**TAX
SETTLEMENT**

JOHN T. BURGESS, RES

ASSESSOR/COLLECTOR

**RESOLUTION APPROVING
THE TAX COLLECTOR'S ANNUAL SETTLEMENT
FOR FISCAL YEAR 2012-2013 AND PRIOR YEARS**

WHEREAS, pursuant to the provisions of N.C.G.S. 105-373, the Tax Collector has made his report of settlement to the Forsyth County Board of Commissioners for fiscal year 2012-2013 and prior years after July 1 and before he is charged with taxes for the current fiscal year, 2013-2014;

WHEREAS, based upon the written and oral report of settlement of the Tax Collector, the Forsyth County Board of Commissioners has made sufficient inquiry in order to reach a determination that the collection work of the Tax Collector has been performed satisfactorily and that the Tax Collector has done everything that he could have done to collect taxes on whatever property may have been available;

WHEREAS, as required by N.C.G.S. 105-373, before being charged with taxes for the current fiscal year, the Tax Collector has presented to the Board of Commissioners a list of the persons owning real property whose taxes for the preceding fiscal year remain unpaid and the principal amount owed by each person and a list of the persons not owning real property whose personal property taxes for the preceding fiscal year remain unpaid and the principal amount owed by each person, along with a statement under oath that he has made diligent efforts to collect the taxes due from the persons listed out of their personal property and by other means available to him for collection, and he has reported such other information concerning taxpayers as may be of interest to or required by the Board of Commissioners, including a report of his efforts to make collection outside the taxing unit under the provisions of G.S. 105-364;

WHEREAS, the settlement of the Tax Collector, including the settlement for the taxes for prior years, which are attached hereto, together with this action of the Board of Commissioners, shall be entered in full upon the minutes of the said Board;

WHEREAS, approval of this settlement does not relieve the tax collector or his bondsmen of liability for any shortage actually existing at the time of the settlement and thereafter discovered, nor does it relieve the collector of any criminal liability;

NOW THEREFORE BE IT RESOLVED by the Forsyth County Board of Commissioners that the list of persons owning real property whose 2012 real property taxes remain unpaid and the list of persons not owning real property whose 2012 personal property taxes remain unpaid and the principal amount owed by each person are hereby acknowledged as received; the attached collection reports of 2003 through 2012 taxes, and unpaid taxes for 2003 through 2012, as of June 30, 2013, are acknowledged as received; the report of underpayment and overpayment of taxes is acknowledged as received; the report of minimal taxes is acknowledged as received; and the report concerning the efforts made to locate taxpayers who have moved from the taxing unit, the efforts made to locate personal property in other taxing units belonging to delinquent taxpayers, and the efforts made under the provisions of N.C.G.S. 105-364 to collect taxes is acknowledged as received.

BE IT FURTHER RESOLVED by the Forsyth County Board of Commissioners that the annual settlement of the Tax Collector for fiscal year 2012-2013 and prior years is hereby accepted as presented by the Tax Collector.

BE IT FURTHER RESOLVED by the Forsyth County Board of Commissioners that the following documents attached hereto and incorporated herein are approved, consisting of 42 pages and further described as follows:

- 1) Settlement of 2012 Tax Accounts as of June 30, 2013, including the following that the tax collector shall be charged with: the total amount of all taxes in his hands for the year, including amounts originally charged to him and all amounts subsequently charged on account of discoveries; all penalties, interest, and costs collected by him in connection with taxes for the current year; and all other sums collected by him. The tax collector shall be credited with: all sums representing taxes for the year deposited by him; releases duly allowed by the governing body; the principal amount of taxes constituting liens on real property, personal property, and registered motor vehicles; and commissions (if any) lawfully payable to the tax collector as compensation.
- 2) Settlement of prior years (2003 through 2011) Tax Accounts, and 2012 Tax Accounts as of June 30, 2013, for Forsyth County and its municipalities, and annual statement of collections for July 1, 2012, through June 30, 2013, of non-tax revenues.
- 3) Settlement of Beeson's Cross Roads Fire Protection District, Belews Creek Fire and Rescue Protection District, City View Fire Protection District, Clemmons Fire and Rescue Protection District, Forest Hill Fire and Rescue Protection District, Griffith Fire Protection District, Gumtree Fire and Rescue Protection District, Horneytown Fire and Rescue Protection District, King of Forsyth County Fire and Rescue Protection District, Lewisville Fire and Rescue Protection District, Mineral Springs Fire Protection District, Mineral Springs Service District, Mount Tabor Fire and Rescue Protection District, Northeast Fire and Rescue Protection District, Old Richmond Fire and Rescue Protection District, Piney Grove Fire Protection District, Suburban Fire and Rescue Protection District, Salem Chapel Fire and Rescue Protection District, South Fork Fire Protection District, Talley's Crossing Fire and Rescue Protection District, Triangle Fire Protection District, Union Cross Fire and Rescue Protection District, Vienna Fire Protection District, and West Bend Service District for 2012 and applicable prior years.

ADOPTED this the 15th day of July, 2013.

	Forsyth County	City of Winston-Salem	Town of Rural Hall	Town of Walkertown	Village of Clemmons	Village of Tobaccoville	Town of Lewisville	City of King	City of High Point	Town of Kernersville	Town of Bethania	Fire Districts	Total
Real Estate	191,991,581.16	87,385,228.31	776,913.47	710,006.24	2,798,306.54	82,249.22	2,096,134.97	188,104.67	10,811.76	11,739,706.36	94,408.58	5,399,275.35	303,272,726.63
Motor Vehicle	16,870,249.87	9,550,803.26	55,313.98	67,775.18	196,250.59	10,798.32	216,898.35	23,472.28	783.60	1,036,293.70	9,844.73	562,544.40	28,601,028.26
Personal Property	25,391,060.03	13,127,572.54	118,525.06	93,005.58	131,446.71	3,371.27	45,043.76	59,622.32	2,325.14	1,107,663.47	5,285.64	515,138.15	40,600,059.67
Interest & Costs	562,341.09	283,123.86	2,041.16	2,160.24	6,782.79	290.95	5,336.59	598.76	60.48	33,480.18	370.58	16,262.83	912,849.51
Total	234,815,232.15	110,346,727.97	952,793.67	872,947.24	3,132,786.63	96,709.76	2,363,413.67	271,798.03	13,980.98	13,917,143.71	109,909.53	6,493,220.73	373,386,664.07
Real Uncollected	2,286,829.55	1,131,689.36	5,953.07	10,584.76	13,822.68	1,428.84	12,521.95	2,544.31	4.92	108,575.90	653.03	49,458.69	3,624,067.06
PP Uncollected	208,573.07	85,124.54	365.80	3,338.99	2,581.45	367.25	729.85	14.64	180.43	20,795.08	14.26	6,597.44	328,682.80
MV Uncollected	2,056,166.21	1,503,954.13	7,624.90	8,267.84	14,376.81	1,072.58	15,948.83	3,090.13	281.03	115,640.42	935.83	50,489.80	3,777,848.51
Cash Deposited	228,920,565.85	106,768,855.40	937,082.70	846,920.60	3,098,910.97	93,411.86	2,331,381.54	264,499.03	13,514.47	13,631,148.22	108,259.65	6,372,526.84	363,387,077.13
Releases	1,341,916.04	856,498.24	1,760.81	3,824.96	3,078.36	427.51	2,814.13	668.98	0.00	40,913.84	46.15	14,147.95	2,266,096.97
Under Payments	1,181.43	606.30	6.39	10.09	16.36	1.72	17.37	1.28	0.13	70.25	0.61	0.01	1,911.94
King Discount								979.66					979.66
Total	234,815,232.15	110,346,727.97	952,793.67	872,947.24	3,132,786.63	96,709.76	2,363,413.67	271,798.03	13,980.98	13,917,143.71	109,909.53	6,493,220.73	373,386,664.07

AFFIDAVIT

John T. Burgiss, RES, Tax Collector for Forsyth County, City of Winston-Salem, Towns of Rural Hall, Walkertown, Lewisville, Kernersville, Bethania, City of King and High Point, Villages of Clemmons, Tobaccoville and applicable Fire Districts, being first duly appointed, deposes and says:


That I have submitted, in accordance with G.S. 105-373, a list of those personal property taxes which remain unpaid by persons not owning real property for the year 2012, and that I have made a diligent effort within time permitted by law to collect such taxes out of personal property of such taxpayers, and by other means available to me for collection of such taxes. Said list of unpaid personal property taxes dated July 1, 2013 is on file with the Clerk to the Board and is incorporated herein by reference.

Sworn to and subscribed before me this

AFFIANT

day of July, 2013

John T. Burgiss



Sybil E. Browning
 Notary Public

YTD Through June 2013 (Charged) Year of 2012

	A	B	C (A+B)	D	E	F	G (C+D+E-F)	H	I (G-H)	J (H/G * 100)	K	L	M
	Previous Uncoll	New Charges	Total Charges	Releases	Unders	Discounts	Net Charges	Collected	Uncollected	% Coll	Int. Total	Over Total	Rev. Total
Forsyth County													
Regular Tax	0.00	234,252,891.06	234,252,891.06	1,341,916.04	1,181.43	0.00	232,909,793.59	228,358,224.76	4,551,568.83	98.05 %	562,341.09	476.18	522,719.76
Total	0.00	234,252,891.06	234,252,891.06	1,341,916.04	1,181.43	0.00	232,909,793.59	228,358,224.76	4,551,568.83	98.05 %	562,341.09	476.18	522,719.76
Bethania													
Regular Tax	0.00	109,538.95	109,538.95	46.15	0.61	0.00	109,492.19	107,889.07	1,603.12	98.54 %	370.58	0.16	1.01
Total	0.00	109,538.95	109,538.95	46.15	0.61	0.00	109,492.19	107,889.07	1,603.12	98.54 %	370.58	0.16	1.01
Clemmons													
Regular Tax	0.00	2,391,543.84	2,391,543.84	2,898.36	16.11	0.00	2,388,629.37	2,363,051.91	25,577.46	98.93 %	5,394.09	4.34	4,223.72
Stormwater	0.00	734,460.00	734,460.00	180.00	0.25	0.00	734,279.75	729,076.27	5,203.48	99.29 %	1,368.70	0.13	1,123.01
Total	0.00	3,126,003.84	3,126,003.84	3,078.36	16.36	0.00	3,122,909.12	3,092,128.18	30,780.94	99.01 %	6,782.79	4.47	5,346.73
Kernersville													
Regular Tax	0.00	12,594,785.92	12,594,785.92	36,479.55	53.50	0.00	12,558,252.87	12,349,143.61	209,109.26	98.33 %	30,173.58	23.67	34,154.95
Recycle	0.00	208,526.40	208,526.40	97.20	0.31	0.00	208,428.89	206,094.37	2,334.52	98.88 %	351.64	0.11	463.78
Stormwater	0.00	977,406.21	977,406.21	4,002.09	0.67	0.00	973,403.45	953,847.34	19,556.11	97.99 %	1,871.79	0.12	3,630.11
Vehicle	0.00	102,945.00	102,945.00	335.00	15.77	0.00	102,594.23	88,582.72	14,011.51	86.34 %	1,083.17	4.94	191.95
Total	0.00	13,883,663.53	13,883,663.53	40,913.84	70.25	0.00	13,842,679.44	13,597,668.04	245,011.40	98.23 %	33,480.18	28.84	38,440.79
King													
Regular Tax	0.00	268,224.27	268,224.27	598.98	1.05	979.66	266,644.58	261,425.76	5,218.82	98.04 %	569.07	0.05	3,886.88
Vehicle	0.00	2,975.00	2,975.00	70.00	0.23	0.00	2,904.77	2,474.51	430.26	85.19 %	29.69	0.00	5.00
Total	0.00	271,199.27	271,199.27	668.98	1.28	979.66	269,549.35	263,900.27	5,649.08	97.90 %	598.76	0.05	3,891.88
Lewisville													
Regular Tax	0.00	2,324,269.95	2,324,269.95	2,791.80	17.37	0.00	2,321,460.78	2,292,530.07	28,930.71	98.75 %	5,252.36	4.73	5,369.13
Muni Distr WR	0.00	33,807.13	33,807.13	22.33	0.00	0.00	33,784.80	33,514.88	269.92	99.20 %	84.23	0.00	0.00
Total	0.00	2,358,077.08	2,358,077.08	2,814.13	17.37	0.00	2,355,245.58	2,326,044.95	29,200.63	98.76 %	5,336.59	4.73	5,369.13
Rural Hall													
Regular Tax	0.00	950,752.51	950,752.51	1,760.81	6.39	0.00	948,985.31	935,041.54	13,943.77	98.53 %	2,041.16	2.57	634.04
Total	0.00	950,752.51	950,752.51	1,760.81	6.39	0.00	948,985.31	935,041.54	13,943.77	98.53 %	2,041.16	2.57	634.04
Tobaccoville													
Regular Tax	0.00	96,418.81	96,418.81	427.51	1.72	0.00	95,989.58	93,120.91	2,868.67	97.01 %	290.95	0.31	170.55
Total	0.00	96,418.81	96,418.81	427.51	1.72	0.00	95,989.58	93,120.91	2,868.67	97.01 %	290.95	0.31	170.55
Walkertown													
Regular Tax	0.00	870,787.00	870,787.00	3,824.96	10.09	0.00	866,951.95	844,760.36	22,191.59	97.44 %	2,160.24	2.54	1,071.38
Total	0.00	870,787.00	870,787.00	3,824.96	10.09	0.00	866,951.95	844,760.36	22,191.59	97.44 %	2,160.24	2.54	1,071.38
Winston-Salem													
Regular Tax	0.00	107,480,679.11	107,480,679.11	840,478.24	373.62	0.00	106,639,827.25	104,424,331.51	2,215,495.74	97.82 %	248,244.96	145.41	220,653.75
Vehicle	0.00	2,582,925.00	2,582,925.00	16,020.00	232.68	0.00	2,566,672.32	2,061,400.03	505,272.29	80.31 %	34,878.90	97.16	5,686.77
Total	0.00	110,063,604.11	110,063,604.11	856,498.24	606.30	0.00	109,206,499.57	106,485,731.54	2,720,768.03	97.51 %	283,123.86	242.57	226,340.52
High Point													
Regular Tax	0.00	13,860.50	13,860.50	0.00	0.09	0.00	13,860.41	13,419.03	441.38	96.82 %	58.84	0.00	0.00
Vehicle	0.00	60.00	60.00	0.00	0.04	0.00	59.96	34.96	25.00	58.31 %	1.64	0.00	0.00
Total	0.00	13,920.50	13,920.50	0.00	0.13	0.00	13,920.37	13,453.99	466.38	96.65 %	60.48	0.00	0.00

YTD Through June 2013 (Charged) Year of 2012

	A	B	C (A+B)	D	E	F	G (C-D-E+F)	H	I (G-H)	J (H/G * 100)	K	L	M
	Previous Uncoll	New Charges	Total Charges	Releases	Unders	Discounts	Net Charges	Collected	Uncollected	% Coll	Int. Total	Over Total	Rev. Total
Beeson's CR	0.00	250,039.37	250,039.37	877.68	0.00	0.00	249,161.69	244,719.69	4,442.00	98.22 %	611.81	0.73	287.95
Belews Creek	0.00	238,782.34	238,782.34	1,829.56	0.00	0.00	236,952.78	232,769.67	4,183.11	98.23 %	699.07	0.84	177.90
City View	0.00	33,054.36	33,054.36	89.99	0.00	0.00	32,964.37	32,174.16	790.21	97.60 %	107.87	0.12	11.85
Clemmons (FD)	0.00	1,211,549.48	1,211,549.48	1,129.12	0.00	0.00	1,210,420.36	1,199,297.45	11,122.91	99.08 %	2,648.42	1.83	2,347.89
Forest Hill	0.00	9,099.62	9,099.62	11.01	0.00	0.00	9,088.61	8,780.38	308.23	96.61 %	27.94	0.00	209.51
Griffith	0.00	115,476.39	115,476.39	164.79	0.00	0.00	115,311.60	112,309.64	3,001.96	97.40 %	502.79	0.37	2,740.40
Gumtree	0.00	60,414.94	60,414.94	97.98	0.00	0.00	60,316.96	59,675.52	641.44	98.94 %	235.29	0.07	10.96
Hornetown	0.00	213,165.76	213,165.76	1,368.75	0.00	0.00	211,797.01	206,522.27	5,274.74	97.51 %	578.71	0.84	203.95
King (FD)	0.00	328,478.23	328,478.23	156.25	0.00	0.00	328,321.98	327,094.36	1,227.62	99.63 %	83.72	0.04	185.00
Lewisville (FD)	0.00	1,025,900.46	1,025,900.46	1,536.94	0.00	0.00	1,024,363.52	1,013,226.35	11,137.17	98.91 %	2,605.28	1.19	2,399.20
Mineral Springs	0.00	149,040.57	149,040.57	316.69	0.00	0.00	148,723.88	142,130.96	6,592.92	95.57 %	589.13	0.85	987.41
MS Service Dist	0.00	5,886.16	5,886.16	0.00	0.00	0.00	5,886.16	5,688.19	197.97	96.64 %	35.27	0.00	0.00
Mount Tabor	0.00	72,549.01	72,549.01	57.10	0.00	0.00	72,491.91	71,528.14	963.77	98.67 %	155.07	0.08	0.00
Old Richmond	0.00	382,522.08	382,522.08	342.48	0.00	0.00	382,179.60	373,149.14	9,030.46	97.64 %	1,236.95	1.57	1,367.75
Piney Grove	0.00	604,406.83	604,406.83	1,271.72	0.00	0.00	603,135.11	591,309.35	11,825.76	98.04 %	1,484.50	2.70	649.43
Salem Chapel	0.00	78,098.66	78,098.66	223.32	0.00	0.00	77,875.34	74,966.66	2,908.68	96.26 %	214.59	0.14	654.41
South Fork	0.00	4,971.05	4,971.05	0.00	0.00	0.00	4,971.05	4,947.18	23.87	99.52 %	0.69	0.00	9.12
Suburban (RH)	0.00	368,210.56	368,210.56	407.01	0.00	0.00	367,803.55	361,209.86	6,593.69	98.21 %	943.64	1.38	776.95
Talley's Cross	0.00	147,093.57	147,093.57	1,062.52	0.01	0.00	146,031.04	141,735.81	4,295.23	97.06 %	441.39	0.09	112.18
Triangle	0.00	82,375.07	82,375.07	894.77	0.00	0.00	81,480.30	80,441.92	1,038.38	98.73 %	216.22	0.15	165.90
Union Cross	0.00	249,683.24	249,683.24	1,484.57	0.00	0.00	248,198.67	243,105.51	5,093.16	97.95 %	601.02	0.42	383.72
Vienna	0.00	521,708.85	521,708.85	581.98	0.00	0.00	521,126.87	514,114.14	7,012.73	98.65 %	1,075.06	1.87	1,749.42
Walkertown NE	0.00	286,778.38	286,778.38	232.73	0.00	0.00	286,545.65	277,911.43	8,634.22	96.99 %	1,084.17	1.55	1,146.58
West Bend	0.00	37,672.92	37,672.92	10.99	0.00	0.00	37,661.93	37,456.23	205.70	99.45 %	84.23	0.04	0.00
Munis Totals	0.00	131,743,965.60	131,743,965.60	910,032.98	730.50	979.66	130,832,222.46	127,759,738.85	3,072,483.61	97.65 %	334,245.59	286.24	281,266.03
FD Sub Totals	0.00	6,476,957.90	6,476,957.90	14,147.95	0.01	0.00	6,462,809.94	6,356,264.01	106,545.93	98.35 %	16,262.83	16.87	16,577.48
JU Sub Totals	0.00	365,996,856.68	365,996,856.66	2,251,949.02	1,911.93	979.66	363,742,016.05	356,117,963.61	7,624,052.44	97.90 %	896,586.68	762.42	803,985.79
Grand Totals	0.00	372,473,814.58	372,473,814.56	2,266,096.97	1,911.94	979.66	370,204,825.99	362,474,227.62	7,730,598.37	97.91 %	912,849.51	779.29	820,563.27
Adv Total	0.00	57,318.00	57,318.00	138.00	0.00	0.00	57,180.00	33,158.73	24,021.27	57.99 %	271.18	0.90	707.74
Garn Total	0.00	126,840.00	126,840.00	33,870.00	0.00	0.00	92,970.00	85,500.82	7,469.18	91.97 %	0.00	1.11	2,812.43
Ret Chk Total	0.00	21,360.25	21,360.25	7,127.47	0.00	0.00	14,232.78	13,313.56	919.22	93.54 %	0.00	0.21	732.73
Fees Totals	0.00	205,518.25	205,518.25	41,135.47	0.00	0.00	164,382.78	131,973.11	32,409.67	80.28 %	271.18	2.22	4,252.90

Forsyth County Tax Collection System
 2013 Billing Financial Report - Jurisdictions REAL*
 YTD Through June 2013 (Charged) Year of 2012

	A	B	C (A+B)	D	E	F	G (C-D-E-F)	H	I (G-H)	J (H/G * 100)	K	L	M
	Previous Uncoll	New Charges	Total Charges	Releases	Unders	Discounts	Net Charges	Collected	Uncollected	% Coll	Int. Total	Over Total	Rev. Total
Forsyth County													
Regular Tax	0.00	191,991,581.16	191,991,581.16	502,541.31	111.61	0.00	191,488,928.24	189,202,098.69	2,286,829.55	98.81 %	364,829.37	91.03	475,098.12
Total	0.00	191,991,581.16	191,991,581.16	502,541.31	111.61	0.00	191,488,928.24	189,202,098.69	2,286,829.55	98.81 %	364,829.37	91.03	475,098.12
Bethania													
Regular Tax	0.00	94,408.58	94,408.58	4.36	0.07	0.00	94,404.15	93,751.12	653.03	99.31 %	265.50	0.00	0.00
Total	0.00	94,408.58	94,408.58	4.36	0.07	0.00	94,404.15	93,751.12	653.03	99.31 %	265.50	0.00	0.00
Clemmons													
Regular Tax	0.00	2,064,506.54	2,064,506.54	419.72	0.52	0.00	2,064,086.30	2,055,367.75	8,718.55	99.58 %	3,533.01	0.40	3,648.20
Stormwater	0.00	733,800.00	733,800.00	0.00	0.25	0.00	733,799.75	728,695.62	5,104.13	99.30 %	1,384.05	0.13	1,123.01
Total	0.00	2,798,306.54	2,798,306.54	419.72	0.77	0.00	2,797,886.05	2,784,063.37	13,822.68	99.51 %	4,917.06	0.53	4,771.21
Kernersville													
Regular Tax	0.00	10,553,510.42	10,553,510.42	21,361.25	2.65	0.00	10,532,146.52	10,445,253.17	86,893.35	98.17 %	19,795.27	3.22	29,483.07
Recycle	0.00	208,137.60	208,137.60	0.00	0.31	0.00	208,137.29	205,899.97	2,237.32	98.93 %	349.86	0.11	463.78
Stormwater	0.00	976,958.34	976,958.34	3,883.56	0.67	0.00	973,074.11	953,636.53	19,437.58	98.00 %	1,869.61	0.12	3,630.11
Vehicle	0.00	1,100.00	1,100.00	15.00	0.00	0.00	1,085.00	1,077.35	7.65	99.29 %	2.86	0.00	10.00
Total	0.00	11,739,706.36	11,739,706.36	25,259.81	3.63	0.00	11,714,442.92	11,605,867.02	108,575.90	99.07 %	22,017.60	3.45	33,586.96
King													
Regular Tax	0.00	188,064.67	188,064.67	111.01	0.00	840.57	187,113.09	184,568.78	2,544.31	98.64 %	354.62	0.00	3,858.81
Vehicle	0.00	40.00	40.00	0.00	0.00	0.00	40.00	40.00	0.00	100.00 %	0.00	0.00	0.00
Total	0.00	188,104.67	188,104.67	111.01	0.00	840.57	187,153.09	184,608.78	2,544.31	98.64 %	354.62	0.00	3,858.81
Lewisville													
Regular Tax	0.00	2,065,845.14	2,065,845.14	1,308.24	1.16	0.00	2,064,535.74	2,052,013.79	12,521.95	99.39 %	3,374.90	0.80	4,926.35
Muni Distr WR	0.00	30,289.83	30,289.83	5.75	0.00	0.00	30,284.08	30,284.08	0.00	100.00 %	58.35	0.00	0.00
Total	0.00	2,096,134.97	2,096,134.97	1,313.99	1.16	0.00	2,094,819.82	2,082,297.87	12,521.95	99.40 %	3,433.25	0.80	4,926.35
Rural Hall													
Regular Tax	0.00	776,913.47	776,913.47	1,338.53	0.76	0.00	775,574.18	769,621.11	5,953.07	99.23 %	1,442.01	0.24	408.92
Total	0.00	776,913.47	776,913.47	1,338.53	0.76	0.00	775,574.18	769,621.11	5,953.07	99.23 %	1,442.01	0.24	408.92
Tobaccoville													
Regular Tax	0.00	82,249.22	82,249.22	346.16	0.08	0.00	81,902.98	80,474.14	1,428.84	98.26 %	179.13	0.09	157.13
Total	0.00	82,249.22	82,249.22	346.16	0.08	0.00	81,902.98	80,474.14	1,428.84	98.26 %	179.13	0.09	157.13
Walkertown													
Regular Tax	0.00	710,006.24	710,006.24	3,021.37	0.91	0.00	706,983.96	696,399.20	10,584.76	98.50 %	1,269.75	0.60	947.92
Total	0.00	710,006.24	710,006.24	3,021.37	0.91	0.00	706,983.96	696,399.20	10,584.76	98.50 %	1,269.75	0.60	947.92
Winston-Salem													
Regular Tax	0.00	87,349,603.31	87,349,603.31	278,039.94	46.74	0.00	87,071,516.63	85,942,091.73	1,129,424.90	98.70 %	159,352.50	31.01	199,353.13
Vehicle	0.00	35,625.00	35,625.00	345.00	0.29	0.00	35,279.71	33,015.25	2,264.46	93.58 %	153.86	0.23	55.39
Total	0.00	87,385,228.31	87,385,228.31	278,384.94	47.03	0.00	87,106,796.34	85,975,106.98	1,131,689.36	98.70 %	159,506.36	31.24	199,408.52
High Point													
Regular Tax	0.00	10,811.76	10,811.76	0.00	0.00	0.00	10,811.76	10,806.84	4.92	99.95 %	35.56	0.00	0.00
Total	0.00	10,811.76	10,811.76	0.00	0.00	0.00	10,811.76	10,806.84	4.92	99.95 %	35.56	0.00	0.00

Forsyth County Tax Collection System
 2013 Billing Financial Report - Fire Districts REAL*

YTD Through June 2013 (Charged) Year of 2012

	A	B	C (A+B)	D	E	F	G (C-D-E-F)	H	I (G-H)	J (H/G * 100)	K	L	M
	Previous Uncoll	New Charges	Total Charges	Releases	Unders	Discounts	Net Charges	Collected	Uncollected	% Coll	Int. Total	Over Total	Rev. Total
Beeson's CR	0.00	219,293.92	219,293.92	628.88	0.00	0.00	218,665.04	216,177.32	2,487.72	98.86 %	404.78	0.02	227.26
Belews Creek	0.00	204,166.43	204,166.43	1,650.61	0.00	0.00	202,515.82	200,433.81	2,082.01	98.97 %	506.80	0.06	178.25
City View	0.00	28,103.13	28,103.13	56.79	0.00	0.00	28,046.34	27,712.03	334.31	98.81 %	65.98	0.00	0.00
Clemmons (FD)	0.00	1,048,528.51	1,048,528.51	249.60	0.00	0.00	1,048,278.91	1,045,151.52	3,127.39	99.70 %	1,739.74	0.19	2,046.20
Forest Hill	0.00	6,766.47	6,766.47	6.73	0.00	0.00	6,759.74	6,585.15	174.59	97.42 %	12.69	0.00	188.71
Griffith	0.00	100,862.01	100,862.01	14.71	0.00	0.00	100,847.30	99,290.02	1,557.28	98.46 %	375.19	0.00	2,730.15
Gumtree	0.00	53,608.16	53,608.16	53.65	0.00	0.00	53,554.51	53,398.32	156.19	99.71 %	172.84	0.00	0.00
Hornetown	0.00	183,983.61	183,983.61	1,298.56	0.00	0.00	182,685.05	180,018.69	2,666.36	98.54 %	368.87	0.17	161.74
King (FD)	0.00	121,307.57	121,307.57	94.44	0.00	0.00	121,213.13	120,386.57	826.56	99.32 %	41.83	0.00	185.00
Lewisville (FD)	0.00	907,002.72	907,002.72	748.23	0.00	0.00	906,254.49	901,359.81	4,894.68	99.46 %	1,887.16	0.20	2,257.69
Mineral Springs	0.00	127,911.79	127,911.79	219.77	0.00	0.00	127,692.02	123,374.87	4,317.15	96.82 %	385.60	0.19	980.61
MS Service Dist.	0.00	5,143.89	5,143.89	0.00	0.00	0.00	5,143.89	5,047.66	96.23	98.73 %	24.97	0.00	0.00
Mount Tabor	0.00	64,183.59	64,183.59	0.00	0.00	0.00	64,183.59	63,815.39	368.20	99.43 %	96.53	0.00	0.00
Old Richmond	0.00	332,425.93	332,425.93	125.50	0.00	0.00	332,300.43	327,198.72	5,101.71	98.46 %	827.07	0.34	1,325.66
Piney Grove	0.00	520,592.12	520,592.12	602.13	0.00	0.00	519,989.99	515,442.75	4,547.24	99.13 %	836.38	0.16	530.47
Salem Chapel	0.00	65,655.53	65,655.53	191.30	0.00	0.00	65,464.23	63,469.52	1,994.71	96.95 %	146.47	0.09	650.50
South Fork	0.00	3,689.70	3,689.70	0.00	0.00	0.00	3,689.70	3,689.70	0.00	100.00 %	0.00	0.00	0.00
Suburban (RH)	0.00	261,215.27	261,215.27	136.78	0.00	0.00	261,078.49	258,757.00	2,321.49	99.11 %	579.63	0.27	748.18
Talley's Cross	0.00	124,312.81	124,312.81	980.83	0.00	0.00	123,331.98	120,740.76	2,591.22	97.90 %	289.62	0.08	109.36
Triangle	0.00	69,327.12	69,327.12	824.96	0.00	0.00	68,502.16	68,336.72	165.44	99.76 %	130.20	0.00	148.35
Union Cross	0.00	214,252.47	214,252.47	991.65	0.00	0.00	213,260.82	210,612.77	2,648.05	98.76 %	350.29	0.00	320.26
Vienna	0.00	462,669.65	462,669.65	270.60	0.00	0.00	462,399.05	459,542.44	2,856.61	99.38 %	627.40	0.13	1,641.30
Walkertown NE	0.00	240,100.93	240,100.93	67.48	0.00	0.00	240,033.45	235,982.72	4,050.73	98.31 %	639.16	0.24	1,022.89
West Bend	0.00	34,172.02	34,172.02	0.00	0.00	0.00	34,172.02	34,079.20	92.82	99.73 %	58.95	0.02	0.00
Munis Totals	0.00	105,881,870.12	105,881,870.12	310,199.89	54.41	840.57	105,570,775.25	104,282,996.43	1,287,778.82	98.78 %	193,420.84	36.95	248,065.82
FD Sub Totals	0.00	5,399,275.35	5,399,275.35	9,213.20	0.00	0.00	5,390,062.15	5,340,603.46	49,458.69	99.08 %	10,566.15	2.16	15,450.58
JU Sub Totals	0.00	297,873,451.28	297,873,451.28	812,741.20	166.02	840.57	297,059,703.49	293,485,095.12	3,574,608.37	98.80 %	558,250.21	127.98	723,163.94
Grand Totals	0.00	303,272,726.63	303,272,726.63	821,954.40	166.02	840.57	302,449,765.64	298,825,698.58	3,624,067.06	98.80 %	568,816.36	130.14	738,614.52
Adv Total	0.00	57,318.00	57,318.00	138.00	0.00	0.00	57,180.00	33,158.73	24,021.27	57.99 %	271.18	0.90	707.74
Gam Total	0.00	62,460.00	62,460.00	20,520.00	0.00	0.00	41,940.00	37,380.23	4,559.77	89.13 %	0.00	0.01	1,668.39
Ret Chk Total	0.00	16,662.54	16,662.54	7,027.47	0.00	0.00	9,635.07	10,165.85	-530.78	105.51 %	0.00	0.12	607.73
Fees Totals	0.00	136,440.54	136,440.54	27,685.47	0.00	0.00	108,755.07	60,704.81	28,050.26	74.21 %	271.18	1.03	2,983.86

Forsyth County Tax Collection System
 2013 Billing Financial Report - Jurisdictions PERSONALONLY
 YTD Through June 2013 (Charged) Year of 2012

	A	B	C (A+B)	D	E	F	G (C-D-E-F)	H	I (G-H)	J (H/G * 100)	K	L	M
	Previous Uncoil	New Charges	Total Charges	Releases	Unders	Discounts	Net Charges	Collected	Uncollected	% Coll	Int. Total	Over Total	Rev. Total
Forsyth County													
Regular Tax	0.00	25,391,060.03	25,391,060.03	648,783.29	49.80	0.00	24,742,226.94	24,533,653.87	208,573.07	99.16 %	15,640.25	13.25	10,339.21
Total	0.00	25,391,060.03	25,391,060.03	648,783.29	49.80	0.00	24,742,226.94	24,533,653.87	208,573.07	99.16 %	15,640.25	13.25	10,339.21
Bethania													
Regular Tax	0.00	5,285.64	5,285.64	0.00	0.00	0.00	5,285.64	5,271.38	14.26	99.73 %	2.08	0.00	0.00
Total	0.00	5,285.64	5,285.64	0.00	0.00	0.00	5,285.64	5,271.38	14.26	99.73 %	2.08	0.00	0.00
Clemmons													
Regular Tax	0.00	130,766.71	130,766.71	263.23	0.98	0.00	130,522.50	128,040.40	2,482.10	98.10 %	139.76	0.36	0.35
Stormwater	0.00	660.00	660.00	180.00	0.00	0.00	480.00	380.65	99.35	79.30 %	4.65	0.00	0.00
Total	0.00	131,446.71	131,446.71	443.23	0.98	0.00	131,002.50	128,421.05	2,581.45	98.03 %	144.41	0.36	0.35
Kernersville													
Regular Tax	0.00	1,103,671.80	1,103,671.80	3,218.29	2.06	0.00	1,100,451.45	1,080,027.10	20,424.35	98.14 %	1,285.01	0.65	2,191.89
Recycle	0.00	388.80	388.80	97.20	0.00	0.00	291.60	194.40	97.20	66.67 %	1.78	0.00	0.00
Stormwater	0.00	447.87	447.87	118.53	0.00	0.00	329.34	210.81	118.53	64.01 %	2.18	0.00	0.00
Vehicle	0.00	3,155.00	3,155.00	15.00	0.00	0.00	3,140.00	2,985.00	155.00	95.06 %	0.14	0.00	0.00
Total	0.00	1,107,663.47	1,107,663.47	3,449.02	2.06	0.00	1,104,212.39	1,083,417.31	20,795.08	98.12 %	1,289.11	0.65	2,191.89
King													
Regular Tax	0.00	59,607.32	59,607.32	11.97	0.31	139.09	59,455.95	59,441.31	14.64	99.98 %	0.55	0.04	0.00
Vehicle	0.00	15.00	15.00	0.00	0.00	0.00	15.00	15.00	0.00	100.00 %	0.00	0.00	0.00
Total	0.00	59,622.32	59,622.32	11.97	0.31	139.09	59,470.95	59,456.31	14.64	99.98 %	0.55	0.04	0.00
Lewisville													
Regular Tax	0.00	44,763.21	44,763.21	104.01	0.84	0.00	44,658.36	43,929.80	728.56	98.37 %	56.75	0.04	0.00
Muni Distr WR	0.00	280.55	280.55	0.00	0.00	0.00	280.55	279.26	1.29	99.54 %	3.92	0.00	0.00
Total	0.00	45,043.76	45,043.76	104.01	0.84	0.00	44,938.91	44,209.06	729.85	98.38 %	60.67	0.04	0.00
Rural Hall													
Regular Tax	0.00	118,525.06	118,525.06	130.71	0.02	0.00	118,394.33	118,028.53	365.80	99.69 %	8.09	0.02	0.00
Total	0.00	118,525.06	118,525.06	130.71	0.02	0.00	118,394.33	118,028.53	365.80	99.69 %	8.09	0.02	0.00
Tobaccoville													
Regular Tax	0.00	3,371.27	3,371.27	24.52	0.00	0.00	3,346.75	2,979.50	367.25	89.03 %	0.75	0.00	0.00
Total	0.00	3,371.27	3,371.27	24.52	0.00	0.00	3,346.75	2,979.50	367.25	89.03 %	0.75	0.00	0.00
Walkertown													
Regular Tax	0.00	93,005.58	93,005.58	215.18	0.18	0.00	92,790.22	89,451.23	3,338.99	96.40 %	140.76	0.00	0.00
Total	0.00	93,005.58	93,005.58	215.18	0.18	0.00	92,790.22	89,451.23	3,338.99	96.40 %	140.76	0.00	0.00
Winston-Salem													
Regular Tax	0.00	13,085,182.54	13,085,182.54	465,879.63	14.71	0.00	12,619,288.20	12,541,959.10	77,329.10	99.39 %	8,134.25	3.01	5,082.19
Vehicle	0.00	42,390.00	42,390.00	870.00	3.02	0.00	41,516.98	33,721.54	7,795.44	81.22 %	54.18	0.66	120.75
Total	0.00	13,127,572.54	13,127,572.54	466,749.63	17.73	0.00	12,660,805.18	12,575,680.64	85,124.54	99.33 %	8,188.43	3.67	5,202.94
High Point													
Regular Tax	0.00	2,325.14	2,325.14	0.00	0.00	0.00	2,325.14	2,144.71	180.43	92.24 %	0.00	0.00	0.00
Total	0.00	2,325.14	2,325.14	0.00	0.00	0.00	2,325.14	2,144.71	180.43	92.24 %	0.00	0.00	0.00

Forsyth County Tax Collection System
 2013 Billing Financial Report - Fire Districts PERSONAL ONLY
 YTD Through June 2013 (Charged) Year of 2012

	A	B	C (A+B)	D	E	F	G (C-D-E-F)	H	I (G-H)	J (H/G * 100)	K	L	M
	Previous Uncoll	New Charges	Total Charges	Releases	Unders	Discounts	Net Charges	Collected	Uncollected	% Coll	Int. Total	Over Total	Rev. Total
Beeson's CR	0.00	8,285.05	8,285.05	11.06	0.00	0.00	8,273.99	8,137.26	136.73	98.35%	9.56	0.00	0.00
Belews Creek	0.00	13,761.21	13,761.21	10.67	0.00	0.00	13,750.54	13,444.96	305.58	97.78%	4.41	0.00	0.00
City View	0.00	1,921.93	1,921.93	2.40	0.00	0.00	1,919.53	1,881.86	37.67	98.04%	1.19	0.00	0.00
Clemmons (FD)	0.00	63,759.99	63,759.99	104.98	0.00	0.00	63,655.01	62,602.14	1,052.87	98.35%	62.41	0.71	0.00
Forest Hill	0.00	1,411.82	1,411.82	0.00	0.00	0.00	1,411.82	1,350.14	61.68	95.63%	0.34	0.00	0.00
Griffith	0.00	3,615.73	3,615.73	1.25	0.00	0.00	3,614.48	3,468.37	146.11	95.96%	3.18	0.00	0.00
Gumtree	0.00	1,996.88	1,996.88	0.00	0.00	0.00	1,996.88	1,973.44	23.44	98.87%	0.00	0.00	0.00
Honeytown	0.00	8,881.02	8,881.02	0.00	0.00	0.00	8,881.02	8,603.39	277.63	98.07%	2.63	0.00	0.00
King (FD)	0.00	201,977.45	201,977.45	0.00	0.00	0.00	201,977.45	201,967.87	9.58	100.00%	2.85	0.00	0.00
Lewisville (FD)	0.00	35,280.18	35,280.18	55.43	0.00	0.00	35,224.75	34,574.40	650.35	98.15%	22.80	0.01	0.90
Mineral Springs	0.00	5,598.86	5,598.86	48.34	0.00	0.00	5,550.52	5,317.60	232.92	95.80%	2.97	0.05	0.00
MS Service Dist.	0.00	101.86	101.86	0.00	0.00	0.00	101.86	90.44	11.42	88.79%	0.00	0.00	0.00
Mount Tabor	0.00	2,006.62	2,006.62	0.00	0.00	0.00	2,006.62	1,994.27	12.35	99.38%	1.86	0.00	0.00
Old Richmond	0.00	13,725.40	13,725.40	33.45	0.00	0.00	13,691.95	13,396.74	295.21	97.84%	14.85	0.12	0.00
Piney Grove	0.00	17,761.17	17,761.17	61.37	0.00	0.00	17,699.80	16,386.09	1,313.71	92.58%	26.52	0.21	20.52
Salem Chapel	0.00	5,273.82	5,273.82	0.00	0.00	0.00	5,273.82	5,148.40	125.42	97.62%	5.57	0.00	0.00
South Fork	0.00	1,033.47	1,033.47	0.00	0.00	0.00	1,033.47	1,033.47	0.00	100.00%	0.00	0.00	0.00
Suburban (RH)	0.00	76,995.80	76,995.80	11.36	0.00	0.00	76,984.44	76,348.08	636.36	99.17%	7.05	0.00	7.43
Talley's Cross	0.00	6,172.98	6,172.98	15.51	0.00	0.00	6,157.47	5,951.96	205.51	98.66%	7.17	0.00	0.00
Triangle	0.00	4,575.69	4,575.69	0.00	0.00	0.00	4,575.69	4,514.18	61.51	98.66%	3.20	0.00	0.00
Union Cross	0.00	13,440.38	13,440.38	231.95	0.00	0.00	13,208.43	12,965.07	243.36	98.16%	6.81	0.11	0.00
Vienna	0.00	10,779.70	10,779.70	13.85	0.00	0.00	10,765.85	10,557.07	208.78	98.06%	14.69	0.00	0.00
Walkertown NE	0.00	16,009.93	16,009.93	51.41	0.00	0.00	15,958.52	15,441.48	517.04	96.76%	17.27	0.10	13.22
West Bend	0.00	771.21	771.21	0.00	0.00	0.00	771.21	739.06	32.15	95.82%	0.09	0.00	0.00
Munis Totals	0.00	14,693,861.49	14,693,861.49	471,128.27	22.12	139.09	14,222,572.01	14,109,059.72	113,512.29	99.20%	9,834.85	4.78	7,395.18
FD Sub Totals	0.00	515,138.15	515,138.15	653.03	0.00	0.00	514,485.12	507,887.68	6,597.44	98.72%	217.47	0.71	42.07
JU Sub Totals	0.00	40,084,921.52	40,084,921.52	1,119,911.56	71.92	139.09	38,964,798.95	38,642,713.59	322,085.36	99.17%	25,475.10	18.03	17,734.39
Grand Totals	0.00	40,600,059.67	40,600,059.67	1,120,564.59	71.92	139.09	39,479,284.07	39,150,801.27	328,682.80	99.17%	25,692.57	18.74	17,776.46
Adv Total	0.00	0.00	0.00	0.00	0.00	0.00	0.00	0.00	0.00	0.00%	0.00	0.00	0.00
Gam Total	0.00	4,980.00	4,980.00	1,830.00	0.00	0.00	3,150.00	2,808.35	341.65	89.15%	0.00	0.00	0.00
Ret Chk Total	0.00	234.64	234.64	0.00	0.00	0.00	234.64	209.64	25.00	89.35%	0.00	0.00	0.00
Fees Totals	0.00	5,214.64	5,214.64	1,830.00	0.00	0.00	3,384.64	3,017.99	366.65	89.17%	0.00	0.00	0.00

Forsyth County Tax Collection System
 2013 Billing Financial Report - Jurisdictions RMV

YTD Through June 2013 (Charged) Year of 2012

	A	B	C (A+B)	D	E	F	G (C+D-E-F)	H	I (G-H)	J (H/G * 100)	K	L	M
	Previous Uncoil	New Charges	Total Charges	Releases	Unders	Discounts	Net Charges	Collected	Uncollected	% Coll	Int. Total	Over Total	Rev. Total
Forsyth County													
Regular Tax	0.00	16,870,249.87	16,870,249.87	190,591.44	1,020.02	0.00	16,678,638.41	14,622,472.20	2,056,166.21	87.67 %	181,871.47	371.90	37,282.43
Total	0.00	16,870,249.87	16,870,249.87	190,591.44	1,020.02	0.00	16,678,638.41	14,622,472.20	2,056,166.21	87.67 %	181,871.47	371.90	37,282.43
Bethania													
Regular Tax	0.00	9,844.73	9,844.73	41.79	0.54	0.00	9,802.40	8,866.57	935.83	90.45 %	103.00	0.16	1.01
Total	0.00	9,844.73	9,844.73	41.79	0.54	0.00	9,802.40	8,866.57	935.83	90.45 %	103.00	0.16	1.01
Clemmons													
Regular Tax	0.00	196,250.59	196,250.59	2,215.41	14.61	0.00	194,020.57	179,643.76	14,376.81	92.59 %	1,721.32	3.58	575.17
Total	0.00	196,250.59	196,250.59	2,215.41	14.61	0.00	194,020.57	179,643.76	14,376.81	92.59 %	1,721.32	3.58	575.17
Kernersville													
Regular Tax	0.00	937,603.70	937,603.70	11,900.01	48.79	0.00	925,654.90	823,863.34	101,791.56	89.00 %	9,093.30	19.80	2,479.99
Vehicle	0.00	98,690.00	98,690.00	305.00	15.77	0.00	98,369.23	84,520.37	13,848.86	85.92 %	1,080.17	4.94	181.95
Total	0.00	1,036,293.70	1,036,293.70	12,205.01	64.56	0.00	1,024,024.13	908,383.71	115,640.42	88.71 %	10,173.47	24.74	2,661.94
King													
Regular Tax	0.00	20,552.28	20,552.28	476.00	0.74	0.00	20,075.54	17,415.67	2,659.87	86.75 %	213.90	0.01	28.07
Vehicle	0.00	2,920.00	2,920.00	70.00	0.23	0.00	2,849.77	2,419.51	430.26	84.90 %	29.69	0.00	5.00
Total	0.00	23,472.28	23,472.28	546.00	0.97	0.00	22,925.31	19,835.18	3,090.13	86.52 %	243.59	0.01	33.07
Lewisville													
Regular Tax	0.00	213,661.60	213,661.60	1,379.55	15.37	0.00	212,266.68	196,586.48	15,680.20	92.61 %	1,820.71	3.89	442.78
Muni Distr WR	0.00	3,236.75	3,236.75	16.58	0.00	0.00	3,220.17	2,951.54	268.63	91.66 %	21.96	0.00	0.00
Total	0.00	216,898.35	216,898.35	1,396.13	15.37	0.00	215,486.85	199,538.02	15,948.83	92.60 %	1,842.67	3.89	442.78
Rural Hall													
Regular Tax	0.00	55,313.98	55,313.98	291.57	5.61	0.00	55,016.80	47,391.90	7,624.90	86.14 %	591.06	2.31	225.12
Total	0.00	55,313.98	55,313.98	291.57	5.61	0.00	55,016.80	47,391.90	7,624.90	86.14 %	591.06	2.31	225.12
Tobaccoville													
Regular Tax	0.00	10,798.32	10,798.32	56.83	1.64	0.00	10,739.85	9,667.27	1,072.58	90.01 %	111.07	0.22	13.42
Total	0.00	10,798.32	10,798.32	56.83	1.64	0.00	10,739.85	9,667.27	1,072.58	90.01 %	111.07	0.22	13.42
Walkertown													
Regular Tax	0.00	67,775.18	67,775.18	588.41	9.00	0.00	67,177.77	58,909.93	8,267.84	87.69 %	749.73	1.94	123.46
Total	0.00	67,775.18	67,775.18	588.41	9.00	0.00	67,177.77	58,909.93	8,267.84	87.69 %	749.73	1.94	123.46
Winston-Salem													
Regular Tax	0.00	7,045,893.26	7,045,893.26	96,558.67	312.17	0.00	6,949,022.42	5,940,280.68	1,008,741.74	85.48 %	80,758.21	111.39	16,218.43
Vehicle	0.00	2,504,910.00	2,504,910.00	14,805.00	229.37	0.00	2,489,875.63	1,994,663.24	495,212.39	80.11 %	34,670.86	96.27	5,510.63
Total	0.00	9,550,803.26	9,550,803.26	111,363.67	541.54	0.00	9,438,898.05	7,934,943.92	1,503,954.13	84.07 %	115,429.07	207.66	21,729.06
High Point													
Regular Tax	0.00	723.60	723.60	0.00	0.09	0.00	723.51	467.48	256.03	64.61 %	23.28	0.00	0.00
Vehicle	0.00	60.00	60.00	0.00	0.04	0.00	59.96	34.96	25.00	58.31 %	1.64	0.00	0.00
Total	0.00	783.60	783.60	0.00	0.13	0.00	783.47	502.44	281.03	64.13 %	24.92	0.00	0.00

Forsyth County Tax Collection System
 2013 Billing Financial Report - Fire Districts RMV
 YTD Through June 2013 (Charged) Year of 2012

	A	B	C (A+B)	D	E	F	G (C-D-E-F)	H	I (G-H)	J (H/G * 100)	K	L	M
	Previous Uncoll	New Charges	Total Charges	Releases	Unders	Discounts	Net Charges	Collected	Uncollected	% Coll	Int. Total	Over Total	Rev. Total
Beeson's CR	0.00	22,460.40	22,460.40	237.74	0.00	0.00	22,222.66	20,405.11	1,817.55	91.82 %	197.47	0.71	60.69
Belews Creek	0.00	20,854.70	20,854.70	168.28	0.00	0.00	20,686.42	18,890.90	1,795.52	91.32 %	187.86	0.78	1.65
City View	0.00	3,029.30	3,029.30	30.80	0.00	0.00	2,998.50	2,580.27	418.23	86.05 %	40.70	0.12	11.85
Clemmons (FD)	0.00	99,260.98	99,260.98	774.54	0.00	0.00	98,486.44	91,543.79	6,942.65	92.95 %	846.27	1.53	301.69
Forest Hill	0.00	921.33	921.33	4.28	0.00	0.00	917.05	845.09	71.96	92.15 %	14.91	0.00	20.80
Griffith	0.00	10,998.65	10,998.65	148.83	0.00	0.00	10,849.82	9,551.31	1,298.51	88.03 %	124.42	0.37	10.25
Gumtree	0.00	4,809.90	4,809.90	44.33	0.00	0.00	4,765.57	4,303.76	461.81	90.31 %	62.45	0.07	10.96
Hornetown	0.00	20,301.13	20,301.13	70.19	0.00	0.00	20,230.94	17,900.19	2,330.75	88.48 %	209.21	0.67	42.21
King (FD)	0.00	5,193.21	5,193.21	61.81	0.00	0.00	5,131.40	4,739.92	391.48	92.37 %	39.04	0.04	0.00
Lewisville (FD)	0.00	83,617.56	83,617.56	733.28	0.00	0.00	82,884.28	77,292.14	5,592.14	93.25 %	695.32	0.98	140.61
Mineral Springs	0.00	15,529.92	15,529.92	48.58	0.00	0.00	15,481.34	13,438.49	2,042.85	86.80 %	200.56	0.61	6.80
MS Service Dist.	0.00	640.41	640.41	0.00	0.00	0.00	640.41	550.09	90.32	85.90 %	10.30	0.00	0.00
Mount Tabor	0.00	6,358.80	6,358.80	57.10	0.00	0.00	6,301.70	5,718.48	583.22	90.75 %	56.68	0.08	0.00
Old Richmond	0.00	36,370.75	36,370.75	183.53	0.00	0.00	36,187.22	32,553.68	3,633.54	89.96 %	395.03	1.11	42.09
Piney Grove	0.00	66,053.54	66,053.54	608.22	0.00	0.00	65,445.32	59,480.51	5,964.81	90.89 %	621.60	2.33	98.44
Salem Chapel	0.00	7,169.31	7,169.31	32.02	0.00	0.00	7,137.29	6,348.74	788.55	88.95 %	62.55	0.05	3.91
South Fork	0.00	247.88	247.88	0.00	0.00	0.00	247.88	224.01	23.87	90.37 %	0.64	0.00	9.12
Suburban (RH)	0.00	29,999.49	29,999.49	258.87	0.00	0.00	29,740.62	26,104.78	3,635.84	87.77 %	356.96	1.11	21.34
Talley's Cross	0.00	16,607.78	16,607.78	66.18	0.01	0.00	16,541.59	15,043.09	1,498.50	90.94 %	144.60	0.01	2.82
Triangle	0.00	8,472.26	8,472.26	69.81	0.00	0.00	8,402.45	7,591.02	811.43	90.24 %	82.82	0.15	17.55
Union Cross	0.00	21,990.39	21,990.39	260.97	0.00	0.00	21,729.42	19,527.67	2,201.75	89.87 %	243.92	0.31	63.46
Vienna	0.00	48,259.50	48,259.50	297.53	0.00	0.00	47,961.97	44,014.63	3,947.34	91.77 %	432.97	1.74	108.12
Walkertown NE	0.00	30,667.52	30,667.52	113.84	0.00	0.00	30,553.68	26,487.23	4,066.45	86.69 %	427.74	1.21	110.47
West Bend	0.00	2,729.69	2,729.69	10.99	0.00	0.00	2,718.70	2,637.97	80.73	97.03 %	25.19	0.02	0.00
Munis Totals	0.00	11,168,233.99	11,168,233.99	128,704.82	653.97	0.00	11,038,875.20	9,367,682.70	1,671,192.50	84.85 %	130,989.90	244.51	25,805.03
FD Sub Totals	0.00	562,544.40	562,544.40	4,281.72	0.01	0.00	558,262.67	507,772.87	50,489.80	90.96 %	5,479.21	14.00	1,084.83
JU Sub Totals	0.00	28,038,483.86	28,038,483.86	319,296.26	1,673.99	0.00	27,717,513.61	23,990,154.90	3,727,358.71	86.55 %	312,861.37	616.41	63,087.46
Grand Totals	0.00	28,601,028.26	28,601,028.26	323,577.98	1,674.00	0.00	28,275,776.28	24,497,927.77	3,777,848.51	86.64 %	318,340.58	630.41	64,172.29
Adv Total	0.00	0.00	0.00	0.00	0.00	0.00	0.00	0.00	0.00	0.00 %	0.00	0.00	0.00
Gam Total	0.00	59,400.00	59,400.00	11,520.00	0.00	0.00	47,880.00	45,312.24	2,567.76	94.64 %	0.00	1.10	1,144.04
Ret Chk Total	0.00	4,463.07	4,463.07	100.00	0.00	0.00	4,363.07	2,938.07	1,425.00	67.34 %	0.00	0.09	125.00
Fees Totals	0.00	63,863.07	63,863.07	11,620.00	0.00	0.00	52,243.07	48,250.31	3,992.76	92.36 %	0.00	1.19	1,269.04

Forsyth County Tax Collection System
 2013 Billing Financial Report - Jurisdictions All
 YTD Through June 2013 (Charged) All Back Years

	A	B	C (A+B)	D	E	F	G (C+D-E-F)	H	I (G-H)	J (HG * 100)	K	L	M
	Previous Uncoll	New Charges	Total Charges	Releases	Unders	Discounts	Net Charges	Collected	Uncollected	% Coll	Int. Total	Over Total	Rev. Total
Forsyth County													
Regular Tax	9,496,461.47	6,479.95	9,502,941.42	658,601.84	486.48	0.00	8,843,853.10	4,476,990.81	4,366,862.29	50.62 %	566,685.36	192.33	186,876.73
Dog Tax	2,321.89	0.00	2,321.89	0.00	0.00	0.00	2,321.89	15.99	2,306.30	0.67 %	41.58	0.00	0.00
Total	9,498,783.36	6,479.95	9,505,263.31	658,601.84	486.48	0.00	8,846,174.99	4,477,006.40	4,389,168.59	50.61 %	566,726.94	192.33	186,876.73
Bethania													
Regular Tax	4,395.87	0.00	4,395.87	0.00	0.05	0.00	4,395.82	1,319.46	3,076.36	30.02 %	140.73	0.00	0.00
Total	4,395.87	0.00	4,395.87	0.00	0.05	0.00	4,395.82	1,319.46	3,076.36	30.02 %	140.73	0.00	0.00
Clemmons													
Regular Tax	48,285.27	0.00	48,285.27	127.87	6.51	0.00	48,150.89	29,273.86	18,677.03	60.80 %	3,077.83	1.84	376.07
Stormwater	9,711.12	0.00	9,711.12	0.00	0.03	0.00	9,711.09	5,968.94	3,742.15	61.47 %	585.19	0.00	79.80
Total	57,996.39	0.00	57,996.39	127.87	6.54	0.00	57,861.98	35,242.80	22,819.18	60.91 %	3,663.02	1.84	455.87
Kernersville													
Regular Tax	540,207.18	11.30	540,218.48	6,346.68	23.52	0.00	533,848.28	222,580.19	311,268.09	41.89 %	26,751.07	10.74	2,103.02
Recycle	4,546.54	0.00	4,546.54	0.00	0.14	0.00	4,546.40	3,037.74	1,508.66	66.82 %	512.37	0.01	112.48
Stormwater	32,462.60	0.00	32,462.60	0.00	0.19	0.00	32,462.41	13,194.95	19,267.46	40.65 %	1,538.61	0.01	92.94
Vehicle	21,217.78	5.00	21,222.78	30.00	6.84	0.00	21,185.94	10,401.16	10,784.78	49.09 %	1,135.80	3.73	109.69
Total	598,434.10	16.30	598,450.40	6,376.68	30.89	0.00	592,043.03	249,214.04	342,828.99	42.09 %	29,937.85	14.49	2,418.13
King													
Regular Tax	4,496.82	0.00	4,496.82	6.19	0.47	0.00	4,490.16	2,191.52	2,298.64	48.81 %	260.43	0.09	0.00
Vehicle	471.48	0.00	471.48	0.00	0.08	0.00	471.40	300.76	170.64	63.80 %	29.84	0.04	0.00
Total	4,968.30	0.00	4,968.30	6.19	0.55	0.00	4,961.56	2,492.28	2,469.28	50.23 %	290.27	0.13	0.00
Lewisville													
Regular Tax	47,211.36	0.00	47,211.36	164.73	5.84	0.00	47,040.79	25,451.89	21,588.90	54.11 %	2,837.05	2.30	1,043.72
Vehicle	0.00	0.00	0.00	0.00	0.00	0.00	0.00	0.00	0.00	0.00 %	0.00	0.00	0.00
Muni Distr WR	442.95	0.00	442.95	0.00	0.00	0.00	442.95	364.83	78.12	82.36 %	34.15	0.03	2.91
Total	47,654.31	0.00	47,654.31	164.73	5.84	0.00	47,483.74	25,816.72	21,667.02	64.37 %	2,871.20	2.33	1,046.63
Rural Hall													
Regular Tax	24,637.94	64.40	24,702.34	242.97	2.23	0.00	24,457.14	14,469.17	9,987.97	59.18 %	1,756.80	1.28	755.81
Total	24,637.94	64.40	24,702.34	242.97	2.23	0.00	24,457.14	14,469.17	9,987.97	59.16 %	1,756.80	1.28	755.81
Tobaccoville													
Regular Tax	4,489.91	0.00	4,489.91	40.14	0.36	0.00	4,449.41	2,441.38	2,008.03	54.87 %	430.58	0.15	9.26
Total	4,489.91	0.00	4,489.91	40.14	0.36	0.00	4,449.41	2,441.38	2,008.03	64.87 %	430.58	0.15	9.26
Walkertown													
Regular Tax	34,351.18	26.24	34,377.42	197.81	3.75	0.00	34,175.86	19,584.44	14,591.42	57.30 %	2,347.54	1.34	26.23
Total	34,351.18	26.24	34,377.42	197.81	3.75	0.00	34,175.86	19,584.44	14,591.42	57.30 %	2,347.54	1.34	26.23
Winston-Salem													
Regular Tax	4,646,232.58	4,566.73	4,650,799.31	450,805.45	176.93	0.00	4,199,816.93	2,102,213.54	2,097,603.39	50.05 %	269,975.69	61.91	115,795.97
Vehicle	803,398.37	0.00	803,398.37	1,635.00	123.47	0.00	801,639.90	374,699.60	426,940.30	46.74 %	42,492.78	43.89	4,776.49
Total	5,449,630.95	4,566.73	5,454,197.68	452,440.45	300.40	0.00	5,001,456.83	2,476,913.14	2,524,543.69	49.52 %	312,468.47	105.80	120,572.46
High Point													
Regular Tax	123.84	0.00	123.84	0.00	0.00	0.00	123.84	108.08	15.76	87.27 %	12.20	0.00	0.00
Vehicle	20.27	0.00	20.27	0.00	0.00	0.00	20.27	10.27	10.00	50.67 %	1.19	0.00	0.00
Total	144.11	0.00	144.11	0.00	0.00	0.00	144.11	118.35	25.76	82.12 %	13.39	0.00	0.00

YTD Through June 2013 (Charged) All Back Years

	A	B	C (A+B)	D	E	F	G (C+D+E-F)	H	I (G-H)	J (H/G * 100)	K	L	M
	Previous Uncoll	New Charges	Total Charges	Releases	Unders	Discounts	Net Charges	Collected	Uncollected	% Coll	Int. Total	Over Total	Rev. Total
Beeson's CR	7,556.06	0.00	7,556.06	0.82	0.00	0.00	7,555.24	4,131.44	3,423.80	54.68 %	486.43	0.24	17.81
Belews Creek	6,573.24	0.00	6,573.24	28.92	0.00	0.00	6,544.32	4,304.93	2,239.39	65.78 %	514.38	0.11	13.81
City View	1,879.59	0.00	1,879.59	4.70	0.00	0.00	1,874.89	801.37	1,073.52	42.74 %	192.22	0.00	0.00
Clemmons (FD)	24,701.18	0.00	24,701.18	189.58	0.00	0.00	24,511.60	12,537.12	11,974.48	51.15 %	1,449.45	0.54	427.44
Forest Hill	251.81	0.00	251.81	0.00	0.00	0.00	251.81	123.74	128.07	49.14 %	13.28	0.00	0.00
Griffith	4,955.21	0.00	4,955.21	25.59	0.00	0.00	4,929.62	2,932.18	1,997.44	59.48 %	411.38	0.14	0.00
Gumtree	2,646.16	0.00	2,646.16	1.09	0.00	0.00	2,645.07	947.51	1,697.56	35.82 %	161.77	0.07	152.02
Hornetown	8,567.60	0.00	8,567.60	21.96	0.00	0.00	8,545.64	4,094.80	4,450.84	47.92 %	424.98	0.07	0.67
King (FD)	1,395.44	0.00	1,395.44	1.06	0.00	0.00	1,394.38	651.31	743.07	46.71 %	70.80	0.00	0.00
Lewisville (FD)	21,095.33	0.00	21,095.33	169.79	0.00	0.00	20,925.54	11,269.82	9,655.72	53.88 %	1,285.01	0.37	244.28
Mineral Springs	10,258.05	0.00	10,258.05	30.24	0.00	0.00	10,227.81	4,718.33	5,509.48	46.13 %	543.51	0.42	56.53
MS Service Dist.	220.65	0.00	220.65	0.00	0.00	0.00	220.65	143.86	76.79	65.20 %	20.31	0.00	0.00
Mount Tabor	1,424.29	0.00	1,424.29	0.00	0.00	0.00	1,424.29	788.28	636.01	55.35 %	111.20	0.00	0.00
Old Richmond	15,915.90	0.00	15,915.90	42.14	0.00	0.00	15,873.76	9,376.29	6,497.47	59.07 %	1,189.22	0.43	30.97
Piney Grove	18,957.64	0.00	18,957.64	75.07	0.00	0.00	18,882.57	9,051.82	9,830.75	47.94 %	902.68	0.49	217.27
Salem Chapel	4,250.62	0.00	4,250.62	0.00	0.00	0.00	4,250.62	2,176.82	2,073.80	51.21 %	258.28	0.23	0.00
South Fork	47.26	0.00	47.26	0.00	0.00	0.00	47.26	27.43	19.83	58.04 %	1.45	0.00	0.00
Suburban (RH)	12,310.68	0.00	12,310.68	61.82	0.00	0.00	12,248.86	7,674.73	4,574.13	62.66 %	1,140.00	0.09	102.68
Talley's Cross	10,290.37	0.00	10,290.37	634.36	0.00	0.00	9,656.01	5,518.77	4,137.24	57.15 %	797.66	0.16	0.00
Triangle	3,293.09	0.00	3,293.09	515.32	0.00	0.00	2,777.77	1,742.92	1,034.85	62.75 %	281.92	0.12	0.00
Union Cross	8,102.38	0.00	8,102.38	17.59	0.00	0.00	8,084.79	4,838.90	3,245.89	59.85 %	699.85	0.43	10.64
Vienna	9,889.86	0.00	9,889.86	12.14	0.00	0.00	9,877.72	6,943.09	2,934.63	70.29 %	816.45	0.19	213.55
Walkertown NE	15,743.54	0.00	15,743.54	60.78	0.00	0.00	15,682.76	7,487.43	8,195.33	47.74 %	1,110.10	0.64	48.14
West Bend	512.36	0.00	512.36	0.00	0.00	0.00	512.36	357.72	154.64	69.82 %	70.94	0.03	5.82
Munis Totals	6,226,703.06	4,673.67	6,231,376.73	459,596.84	350.41	0.00	5,771,429.48	2,827,611.78	2,943,817.70	48.99 %	353,919.85	127.36	125,284.39
FD Sub Totals	190,838.31	0.00	190,838.31	1,892.97	0.00	0.00	188,945.34	102,640.61	86,304.73	54.32 %	12,953.27	4.77	1,541.43
JU Sub Totals	15,725,486.42	11,153.62	15,736,640.04	1,118,198.68	836.89	0.00	14,617,604.47	7,304,618.18	7,312,986.29	49.97 %	920,646.79	319.69	312,161.12
Grand Totals	15,916,324.73	11,153.62	15,927,478.35	1,120,091.65	836.89	0.00	14,806,549.81	7,407,258.79	7,399,291.02	50.03 %	933,600.06	324.46	313,702.55
Adv Total	74,444.34	1,758.00	76,202.34	12.00	0.00	0.00	76,190.34	24,425.12	51,765.22	32.06 %	3,124.86	0.24	641.34
Garn Total	11,481.03	0.00	11,481.03	0.00	0.00	0.00	11,481.03	4,729.89	6,751.14	41.20 %	0.00	0.01	255.00
Ret Chk Total	5,206.82	4,633.24	9,840.06	0.00	0.00	0.00	9,840.06	5,843.92	3,996.14	59.39 %	0.00	0.00	73.68
Fees Totals	91,132.19	6,391.24	97,523.43	12.00	0.00	0.00	97,511.43	34,998.93	62,512.50	0.07 %	3,124.86	0.25	970.02

Forsyth County Tax Collection System
 2013 Billing Financial Report - Jurisdictions All
 YTD Through June 2013 (Charged) BackYear of 2011

	A	B	C (A+B)	D	E	F	G (C-D-E-F)	H	I (G-H)	J (H/G * 100)	K	L	M
	Previous Uncoll	New Charges	Total Charges	Releases	Unders	Discounts	Net Charges	Collected	Uncollected	% Coll	Int. Total	Over Total	Rev. Total
Forsyth County													
Regular Tax	4,780,878.85	2,787.77	4,783,666.62	34,576.14	429.44	0.00	4,748,661.04	3,430,921.96	1,317,739.08	72.25 %	321,840.93	182.44	83,623.81
Total	4,780,878.85	2,787.77	4,783,666.62	34,576.14	429.44	0.00	4,748,661.04	3,430,921.96	1,317,739.08	72.26 %	321,840.93	182.44	83,623.81
Bethania													
Regular Tax	1,907.93	0.00	1,907.93	0.00	0.05	0.00	1,907.88	1,297.09	610.79	67.99 %	136.59	0.00	0.00
Total	1,907.93	0.00	1,907.93	0.00	0.05	0.00	1,907.88	1,297.09	610.79	67.99 %	136.59	0.00	0.00
Clemmons													
Regular Tax	31,639.41	0.00	31,639.41	127.87	5.27	0.00	31,506.27	25,238.15	6,268.12	80.11 %	2,136.62	1.80	342.84
Stormwater	6,637.71	0.00	6,637.71	0.00	0.00	0.00	6,637.71	5,214.12	1,423.59	78.55 %	423.61	0.00	79.80
Total	38,277.12	0.00	38,277.12	127.87	5.27	0.00	38,143.98	30,452.27	7,691.71	79.84 %	2,560.23	1.80	422.64
Kernersville													
Regular Tax	276,680.42	11.30	276,691.72	3,797.96	21.90	0.00	272,871.86	176,947.15	95,924.71	64.85 %	15,457.54	10.39	1,475.63
Recycle	2,417.82	0.00	2,417.82	0.00	0.14	0.00	2,417.68	1,624.99	792.69	67.21 %	162.83	0.01	62.58
Stormwater	22,335.62	0.00	22,335.62	0.00	0.19	0.00	22,335.43	10,666.04	11,669.39	47.75 %	863.04	0.01	62.51
Vehicle	13,306.19	5.00	13,311.19	30.00	6.19	0.00	13,275.00	9,446.36	3,828.64	71.16 %	897.84	3.66	66.00
Total	314,740.05	16.30	314,756.35	3,827.96	28.42	0.00	310,899.97	198,684.54	112,215.43	63.91 %	17,381.25	14.07	1,666.72
King													
Regular Tax	3,993.76	0.00	3,993.76	6.19	0.47	0.00	3,987.10	2,031.40	1,955.70	50.95 %	232.96	0.09	0.00
Vehicle	375.88	0.00	375.88	0.00	0.08	0.00	375.80	290.76	85.04	77.37 %	28.06	0.04	0.00
Total	4,369.64	0.00	4,369.64	6.19	0.55	0.00	4,362.90	2,322.16	2,040.74	59.23 %	261.02	0.13	0.00
Lewisville													
Regular Tax	28,617.89	0.00	28,617.89	100.64	5.34	0.00	28,511.91	21,289.56	7,222.35	74.67 %	1,979.98	2.28	820.96
Muni Distr WR	398.92	0.00	398.92	0.00	0.00	0.00	398.92	362.68	36.24	90.92 %	33.70	0.03	2.91
Total	29,016.81	0.00	29,016.81	100.64	5.34	0.00	28,910.83	21,652.24	7,258.59	74.89 %	2,013.68	2.31	823.87
Rural Hall													
Regular Tax	13,815.22	21.20	13,836.42	219.57	1.72	0.00	13,615.13	10,854.29	2,760.84	79.72 %	1,024.75	1.25	467.33
Total	13,815.22	21.20	13,836.42	219.57	1.72	0.00	13,615.13	10,854.29	2,760.84	79.72 %	1,024.75	1.25	467.33
Tobaccoville													
Regular Tax	2,541.49	0.00	2,541.49	8.81	0.32	0.00	2,532.36	1,643.78	888.58	64.91 %	165.28	0.15	6.70
Total	2,541.49	0.00	2,541.49	8.81	0.32	0.00	2,532.36	1,643.78	888.58	64.91 %	165.28	0.15	6.70
Walkertown													
Regular Tax	20,857.23	13.06	20,870.29	12.47	3.62	0.00	20,854.20	15,931.36	4,922.84	76.39 %	1,513.76	1.27	26.23
Total	20,857.23	13.06	20,870.29	12.47	3.62	0.00	20,854.20	15,931.36	4,922.84	76.39 %	1,513.76	1.27	26.23
Winston-Salem													
Regular Tax	2,230,269.46	1,964.68	2,232,234.14	14,173.28	152.08	0.00	2,217,908.78	1,598,186.02	619,722.76	72.06 %	152,478.45	58.49	45,917.09
Vehicle	489,406.62	0.00	489,406.62	1,380.00	104.53	0.00	487,922.09	339,453.46	148,468.63	69.57 %	33,820.91	41.12	4,071.38
Total	2,719,676.08	1,964.68	2,721,640.76	15,553.28	256.61	0.00	2,705,830.87	1,937,639.48	768,191.39	71.61 %	186,299.36	99.61	49,988.47
High Point													
Regular Tax	123.84	0.00	123.84	0.00	0.00	0.00	123.84	108.08	15.76	87.27 %	12.20	0.00	0.00
Vehicle	20.27	0.00	20.27	0.00	0.00	0.00	20.27	10.27	10.00	50.67 %	1.19	0.00	0.00
Total	144.11	0.00	144.11	0.00	0.00	0.00	144.11	118.35	25.76	82.12 %	13.39	0.00	0.00

Report Date: 7/1/2013 7:54:20AM
 Report ID: FL_ABF.rpt

Forsyth County Tax Collection System
 2013 Billing Financial Report - Fire Districts All
 BackYear of 2011
 YTD Through June 2013 (Charged)

	A	B	C (A+B)	D	E	F	G (C-D-E-F)	H	I (G-H)	J (400-100)	K	L	M
	Previous Uncoll	New Charges	Total Charges	Releases	Unders	Discounts	Net Charges	Collected	Uncollected	% Coll	Int. Total	Over Total	Rev. Total
Beeson's CR	4,204.09	0.00	4,204.09	0.82	0.00	0.00	4,203.27	3,342.04	861.23	79.81 %	324.41	0.24	17.81
Belews Creek	4,223.87	0.00	4,223.87	5.81	0.00	0.00	4,218.06	3,322.41	895.65	78.77 %	286.94	0.11	13.81
City View	883.49	0.00	883.49	4.70	0.00	0.00	878.79	493.54	385.25	56.16 %	51.66	0.00	0.00
Clemmons (FD)	13,235.33	0.00	13,235.33	100.79	0.00	0.00	13,134.54	10,389.52	2,745.02	79.10 %	921.68	0.53	408.36
Forest Hill	181.47	0.00	181.47	0.00	0.00	0.00	181.47	122.74	58.73	67.64 %	12.89	0.00	0.00
Griffith	2,914.59	0.00	2,914.59	24.34	0.00	0.00	2,890.25	1,993.82	896.43	68.98 %	195.90	0.09	0.00
Gumtree	818.43	0.00	818.43	1.09	0.00	0.00	815.34	738.10	77.24	90.53 %	73.55	0.07	12.25
Hometown	5,048.79	0.00	5,048.79	21.96	0.00	0.00	5,026.83	3,517.69	1,509.14	69.98 %	325.04	0.07	0.67
King (FD)	829.20	0.00	829.20	1.06	0.00	0.00	828.14	592.37	235.77	71.53 %	57.55	0.00	0.00
Lewisville (FD)	12,258.83	0.00	12,258.83	108.04	0.00	0.00	12,150.79	9,186.41	2,964.38	76.00 %	846.44	0.37	211.98
Mineral Springs	5,866.84	0.00	5,866.84	0.64	0.00	0.00	5,866.20	3,901.17	1,965.03	66.50 %	386.92	0.42	14.37
MS Service Dist	133.57	0.00	133.57	0.00	0.00	0.00	133.57	111.74	21.83	83.68 %	14.51	0.00	0.00
Mount Tabor	862.04	0.00	862.04	0.00	0.00	0.00	862.04	575.72	286.32	66.79 %	55.34	0.00	0.00
Old Richmond	10,249.22	0.00	10,249.22	35.14	0.00	0.00	10,214.08	7,469.25	2,744.83	73.13 %	739.96	0.43	30.97
Piney Grove	10,365.02	0.00	10,365.02	75.07	0.00	0.00	10,289.95	7,555.07	2,734.88	73.42 %	566.92	0.49	34.04
Salem Chapel	2,984.23	0.00	2,984.23	0.00	0.00	0.00	2,984.23	1,787.55	1,196.68	59.90 %	178.72	0.17	0.00
South Fork	27.43	0.00	27.43	0.00	0.00	0.00	27.43	27.43	0.00	100.00 %	1.45	0.00	0.00
Suburban (RH)	7,840.38	0.00	7,840.38	27.99	0.00	0.00	7,812.39	5,659.72	2,152.67	72.45 %	530.76	0.09	102.68
Tailey's Cross	5,839.11	0.00	5,839.11	219.48	0.00	0.00	5,619.63	3,411.80	2,207.83	60.71 %	321.77	0.14	0.00
Triangle	1,425.26	0.00	1,425.26	266.04	0.00	0.00	1,159.22	1,038.01	121.21	89.54 %	98.40	0.03	0.00
Union Cross	4,666.29	0.00	4,666.29	17.59	0.00	0.00	4,648.70	3,908.73	739.97	84.08 %	366.07	0.43	10.64
Vienna	6,261.26	0.00	6,261.26	12.14	0.00	0.00	6,249.12	5,392.32	856.80	86.29 %	483.49	0.18	213.55
Walkertown NE	7,712.33	0.00	7,712.33	33.68	0.00	0.00	7,678.65	5,446.98	2,231.67	70.94 %	581.42	0.64	17.08
West Bend	276.68	0.00	276.68	0.00	0.00	0.00	276.68	149.26	127.42	63.95 %	11.61	0.03	5.62
Munis Totals													
FD Sub Totals	109,105.75	0.00	109,105.75	956.38	0.00	0.00	108,149.37	80,133.39	28,015.98	74.10 %	7,433.40	4.53	1,093.83
JU Sub Totals	7,926,224.53	4,803.01	7,931,027.54	54,432.93	731.34	0.00	7,875,863.27	5,651,517.52	2,224,345.75	71.76 %	533,210.24	303.03	137,025.77
Grand Totals	8,035,330.28	4,803.01	8,040,133.29	55,389.31	731.34	0.00	7,984,012.64	5,731,650.91	2,252,361.73	71.79 %	540,643.64	307.56	138,119.60
Adv Total	26,922.33	0.00	26,922.33	6.00	0.00	0.00	26,916.33	15,287.94	11,628.39	58.80 %	1,013.59	0.24	444.41
Gam Total	5,227.19	0.00	5,227.19	0.00	0.00	0.00	5,227.19	4,180.37	1,046.82	79.97 %	0.00	0.01	240.00
Ret Chk Total	2,008.85	3,868.42	5,877.27	0.00	0.00	0.00	5,877.27	3,458.31	2,418.96	58.84 %	0.00	0.00	73.68
Fees Totals	34,158.37	3,868.42	38,026.79	6.00	0.00	0.00	38,020.79	22,926.62	15,094.17	60.30 %	1,013.59	0.25	758.09

Report Date: 7/1/2013 7:54:20AM
 Report ID: FL_ABF.rpt

Forsyth County Tax Collection System
 2013 Billing Financial Report - Jurisdictions All
 BackYear of 2010

YTD Through June 2013 (Charged)

	A	B	C (A+B)	D	E	F	G (C+D-E-F)	H	I (G-H)	J (H/G * 100)	K	L	M
	Previous Uncoll	New Charges	Total Charges	Releases	Unders	Discounts	Net Charges	Collected	Uncollected	% Coll	Int. Total	Over Total	Rev. Total
Forsyth County													
Regular Tax	1,547,969.90	3,692.18	1,551,662.08	10,123.22	29.15	0.00	1,541,509.71	635,766.92	905,742.79	41.24 %	111,816.38	4.17	22,847.87
Total	1,547,969.90	3,692.18	1,551,662.08	10,123.22	29.15	0.00	1,541,509.71	635,766.92	905,742.79	41.24 %	111,816.38	4.17	22,847.87
Bethania													
Regular Tax	599.35	0.00	599.35	0.00	0.00	0.00	599.35	22.37	576.98	3.73 %	4.14	0.00	0.00
Total	599.35	0.00	599.35	0.00	0.00	0.00	599.35	22.37	576.98	3.73 %	4.14	0.00	0.00
Clemmons													
Regular Tax	6,194.94	0.00	6,194.94	0.00	0.78	0.00	6,194.16	2,482.24	3,711.92	40.07 %	504.84	0.04	8.42
Stormwater	1,300.69	0.00	1,300.69	0.00	0.01	0.00	1,300.68	511.70	788.98	39.34 %	99.02	0.00	0.00
Total	7,495.63	0.00	7,495.63	0.00	0.79	0.00	7,494.84	2,993.94	4,500.90	39.95 %	603.86	0.04	8.42
Kernersville													
Regular Tax	114,322.94	0.00	114,322.94	2,533.45	0.41	0.00	111,789.08	30,139.63	81,649.45	26.96 %	6,143.23	0.11	439.17
Recycle	1,348.33	0.00	1,348.33	0.00	0.00	0.00	1,348.33	895.61	452.72	66.42 %	187.36	0.00	49.90
Stormwater	6,990.71	0.00	6,990.71	0.00	0.00	0.00	6,990.71	1,541.38	5,449.33	22.05 %	341.86	0.00	30.43
Vehicle	3,870.23	0.00	3,870.23	0.00	0.09	0.00	3,870.14	573.91	3,296.23	14.83 %	120.49	0.04	24.01
Total	126,532.21	0.00	126,532.21	2,533.45	0.50	0.00	123,998.26	33,150.53	90,847.73	26.73 %	6,792.94	0.15	543.51
King													
Regular Tax	356.71	0.00	356.71	0.00	0.00	0.00	356.71	132.35	224.36	37.10 %	18.58	0.00	0.00
Vehicle	65.00	0.00	65.00	0.00	0.00	0.00	65.00	10.00	55.00	15.38 %	1.78	0.00	0.00
Total	421.71	0.00	421.71	0.00	0.00	0.00	421.71	142.35	279.36	33.76 %	20.36	0.00	0.00
Lewisville													
Regular Tax	8,873.22	0.00	8,873.22	19.72	0.00	0.00	8,853.50	2,521.54	6,331.96	28.48 %	425.04	0.00	182.28
Muni Distr WR	22.34	0.00	22.34	0.00	0.00	0.00	22.34	2.15	20.19	9.62 %	0.45	0.00	0.00
Total	8,895.56	0.00	8,895.56	19.72	0.00	0.00	8,875.84	2,523.69	6,352.15	28.43 %	425.49	0.00	182.28
Rural Hall													
Regular Tax	4,842.12	20.78	4,862.90	2.45	0.51	0.00	4,859.94	2,629.33	2,230.61	54.10 %	455.45	0.03	288.48
Total	4,842.12	20.78	4,862.90	2.45	0.51	0.00	4,859.94	2,629.33	2,230.61	54.10 %	455.45	0.03	288.48
Tobaccoville													
Regular Tax	814.44	0.00	814.44	8.26	0.04	0.00	806.14	577.92	228.22	71.69 %	85.26	0.00	0.00
Total	814.44	0.00	814.44	8.26	0.04	0.00	806.14	577.92	228.22	71.69 %	85.26	0.00	0.00
Walkertown													
Regular Tax	5,296.54	13.18	5,309.72	45.20	0.12	0.00	5,264.40	2,382.83	2,881.57	45.26 %	413.73	0.07	0.00
Total	5,296.54	13.18	5,309.72	45.20	0.12	0.00	5,264.40	2,382.83	2,881.57	45.26 %	413.73	0.07	0.00
Winston-Salem													
Regular Tax	727,008.18	2,602.05	729,610.23	1,201.07	13.15	0.00	728,396.01	302,645.01	425,751.00	41.55 %	52,736.28	2.08	13,548.12
Vehicle	152,373.56	0.00	152,373.56	165.00	10.11	0.00	152,198.45	22,882.33	129,316.12	15.03 %	4,714.52	2.35	346.95
Total	879,381.74	2,602.05	881,983.79	1,366.07	23.26	0.00	880,594.46	325,527.34	555,067.12	36.97 %	57,450.80	4.43	13,895.07

Report Date: 7/1/2013 7:54:20AM
 Report ID: FI_ABF.rpt

Forsyth County Tax Collection System
 2013 Billing Financial Report - Fire Districts All
 YTD Through June 2013 (Charged) BackYear of 2010

	A	B	C (A+B)	D	E	F	G (C-D-E-F)	H	I (G-H)	J (H/G * 100)	K	L	M
	Previous Uncoll	New Charges	Total Charges	Releases	Unders	Discounts	Net Charges	Collected	Uncollected	% Coll	Int. Total	Over Total	Rev. Total
Beeson's CR	889.17	0.00	889.17	0.00	0.00	0.00	889.17	484.31	404.86	54.47 %	67.73	0.00	0.00
Belews Creek	1,078.38	0.00	1,078.38	10.49	0.00	0.00	1,067.89	575.99	491.90	53.94 %	102.18	0.00	0.00
City View	391.98	0.00	391.98	0.00	0.00	0.00	391.98	32.16	359.82	8.20 %	5.47	0.00	0.00
Clemmons (FD)	3,364.36	0.00	3,364.36	20.71	0.00	0.00	3,343.65	1,279.55	2,064.10	38.27 %	240.97	0.01	6.49
Forest Hill	39.12	0.00	39.12	0.00	0.00	0.00	39.12	0.00	39.12	0.00 %	0.00	0.00	0.00
Griffith	832.07	0.00	832.07	1.25	0.00	0.00	830.82	540.96	289.86	65.11 %	97.71	0.00	0.00
Gumtree	87.36	0.00	87.36	0.00	0.00	0.00	87.36	2.81	84.55	3.22 %	0.54	0.00	0.00
Hometown	1,286.26	0.00	1,286.26	0.00	0.00	0.00	1,286.26	444.19	842.07	34.53 %	66.79	0.00	0.00
King (FD)	193.23	0.00	193.23	0.00	0.00	0.00	193.23	53.99	139.24	27.94 %	9.70	0.00	0.00
Lewisville (FD)	3,978.69	0.00	3,978.69	39.56	0.00	0.00	3,939.13	1,577.00	2,362.13	40.03 %	283.78	0.00	18.58
Mineral Springs	1,861.28	0.00	1,861.28	0.00	0.00	0.00	1,861.28	680.71	1,180.57	36.57 %	116.45	0.00	0.00
MS Service Dist	45.02	0.00	45.02	0.00	0.00	0.00	45.02	32.12	12.90	71.36 %	5.80	0.00	0.00
Mount Tabor	333.65	0.00	333.65	0.00	0.00	0.00	333.65	85.57	248.08	25.65 %	18.80	0.00	0.00
Old Richmond	2,372.15	0.00	2,372.15	0.00	0.00	0.00	2,372.15	1,299.57	1,072.58	54.78 %	239.93	0.00	0.00
Piney Grove	2,956.89	0.00	2,956.89	0.00	0.00	0.00	2,956.89	1,100.54	1,856.35	37.22 %	193.71	0.00	24.74
Salem Chapel	574.39	0.00	574.39	0.00	0.00	0.00	574.39	274.00	300.39	47.70 %	54.69	0.00	0.00
South Fork	0.00	0.00	0.00	0.00	0.00	0.00	0.00	0.00	0.00	0.00 %	0.00	0.00	0.00
Suburban (RH)	1,313.60	0.00	1,313.60	10.74	0.00	0.00	1,302.86	601.68	701.18	48.18 %	116.46	0.00	0.00
Talley's Cross	2,107.06	0.00	2,107.06	209.64	0.00	0.00	1,897.42	1,178.30	719.12	62.10 %	215.83	0.00	0.00
Triangle	860.72	0.00	860.72	249.28	0.00	0.00	611.44	282.24	329.20	48.16 %	51.71	0.00	0.00
Union Cross	1,140.91	0.00	1,140.91	0.00	0.00	0.00	1,140.91	530.44	610.47	46.49 %	131.79	0.00	0.00
Vienna	1,582.22	0.00	1,582.22	0.00	0.00	0.00	1,582.22	970.97	611.25	61.37 %	169.28	0.00	0.00
Walkertown NE	2,863.24	0.00	2,863.24	13.22	0.00	0.00	2,850.02	1,219.69	1,630.33	42.80 %	227.66	0.00	31.06
West Bend	104.38	0.00	104.38	0.00	0.00	0.00	104.38	101.80	2.58	97.63 %	24.18	0.00	0.00
Munis Totals													
FD Sub Totals	30,256.13	0.00	30,256.13	554.89	0.00	0.00	29,701.24	13,348.59	16,352.65	44.94 %	2,441.16	0.01	80.87
JU Sub Totals	2,582,249.20	6,328.19	2,588,577.39	14,098.37	54.37	0.00	2,574,424.65	1,005,717.22	1,568,707.43	39.07 %	178,068.41	8.89	37,765.63
Grand Totals	2,612,505.33	6,328.19	2,618,833.52	14,653.26	54.37	0.00	2,604,125.89	1,019,065.81	1,585,060.08	39.13 %	180,509.57	8.90	37,848.50
Adv Total	13,776.21	0.00	13,776.21	6.00	0.00	0.00	13,770.21	5,021.96	8,748.25	36.47 %	695.13	0.00	134.83
Gam Total	2,874.59	0.00	2,874.59	0.00	0.00	0.00	2,874.59	229.71	2,644.88	7.99 %	0.00	0.00	0.00
Ret Chk Total	1,950.84	701.20	2,652.04	0.00	0.00	0.00	2,652.04	1,834.36	817.68	69.17 %	0.00	0.00	0.00
Fees Totals	18,601.64	701.20	19,302.84	6.00	0.00	0.00	19,296.84	7,086.03	12,210.81	36.72 %	695.13	0.00	134.83

Report Date: 7/1/2013 7:54:20AM
 Report ID: FL_ABF.rpt

Forsyth County Tax Collection System
 2013 Billing Financial Report - Jurisdictions All
 YTD Through June 2013 (Charged) BackYear of 2009

	A	B	C (A+B)	D	E	F	G (C+D-E-F)	H	I (G+H)	J (H/G * 100)	K	L	M
	Previous Uncolli	New Charges	Total Charges	Releases	Unders	Discounts	Net Charges	Collected	Uncollected	% Coll	Int. Total	Over Total	Rev. Total
Forsyth County													
Regular Tax	998,332.68	0.00	998,332.68	4,101.52	23.21	0.00	994,207.95	249,220.27	744,987.68	25.07 %	67,036.12	5.64	3,580.18
Total	998,332.68	0.00	998,332.68	4,101.52	23.21	0.00	994,207.95	249,220.27	744,987.68	25.07 %	67,036.12	5.64	3,580.18
Bethania													
Regular Tax	712.96	0.00	712.96	0.00	0.00	0.00	712.96	0.00	712.96	0.00 %	0.00	0.00	0.00
Total	712.96	0.00	712.96	0.00	0.00	0.00	712.96	0.00	712.96	0.00 %	0.00	0.00	0.00
Clemmons													
Regular Tax	4,593.14	0.00	4,593.14	0.00	0.40	0.00	4,592.74	1,303.86	3,288.88	28.39 %	312.74	0.00	24.81
Stormwater	779.78	0.00	779.78	0.00	0.02	0.00	779.76	198.72	581.04	25.48 %	46.00	0.00	0.00
Total	5,372.92	0.00	5,372.92	0.00	0.42	0.00	5,372.50	1,502.58	3,869.92	27.97 %	358.74	0.00	24.81
Kernersville													
Regular Tax	67,307.89	0.00	67,307.89	15.27	1.03	0.00	67,291.59	10,576.75	56,714.84	15.72 %	2,995.33	0.24	188.22
Recycle	501.44	0.00	501.44	0.00	0.00	0.00	501.44	365.46	135.98	72.88 %	100.84	0.00	0.00
Stormwater	2,147.99	0.00	2,147.99	0.00	0.00	0.00	2,147.99	590.95	1,557.04	27.51 %	165.80	0.00	0.00
Vehicle	3,746.36	0.00	3,746.36	0.00	0.52	0.00	3,745.84	360.93	3,384.91	8.64 %	108.88	0.03	19.68
Total	73,703.68	0.00	73,703.68	15.27	1.55	0.00	73,688.66	11,894.09	61,792.77	16.14 %	3,370.85	0.27	207.90
King													
Regular Tax	146.35	0.00	146.35	0.00	0.00	0.00	146.35	27.77	118.58	18.98 %	8.89	0.00	0.00
Vehicle	30.60	0.00	30.60	0.00	0.00	0.00	30.60	0.00	30.60	0.00 %	0.00	0.00	0.00
Total	176.95	0.00	176.95	0.00	0.00	0.00	176.95	27.77	149.18	15.69 %	8.89	0.00	0.00
Lewisville													
Regular Tax	6,756.14	0.00	6,756.14	19.72	0.50	0.00	6,735.92	1,287.69	5,448.23	19.12 %	380.28	0.02	40.48
Muni Distr WR	12.41	0.00	12.41	0.00	0.00	0.00	12.41	0.00	12.41	0.00 %	0.00	0.00	0.00
Total	6,768.55	0.00	6,768.55	19.72	0.50	0.00	6,748.33	1,287.69	5,460.64	19.08 %	380.28	0.02	40.48
Rural Hall													
Regular Tax	2,062.10	22.42	2,084.52	2.59	0.00	0.00	2,081.93	724.60	1,357.33	34.80 %	174.72	0.00	0.00
Total	2,062.10	22.42	2,084.52	2.59	0.00	0.00	2,081.93	724.60	1,357.33	34.80 %	174.72	0.00	0.00
Tobaccoville													
Regular Tax	794.88	0.00	794.88	10.06	0.00	0.00	784.82	208.46	576.36	26.58 %	174.92	0.00	2.56
Total	794.88	0.00	794.88	10.06	0.00	0.00	784.82	208.46	576.36	26.58 %	174.92	0.00	2.56
Walkertown													
Regular Tax	3,132.88	0.00	3,132.88	94.14	0.01	0.00	3,038.73	693.96	2,344.77	22.84 %	193.17	0.00	0.00
Total	3,132.88	0.00	3,132.88	94.14	0.01	0.00	3,038.73	693.96	2,344.77	22.84 %	193.17	0.00	0.00
Winston-Salem													
Regular Tax	468,411.38	0.00	468,411.38	1,009.30	9.71	0.00	467,392.37	115,987.81	351,404.56	24.82 %	30,299.14	1.30	1,753.91
Vehicle	147,469.73	0.00	147,469.73	90.00	8.58	0.00	147,371.15	11,603.30	135,767.85	7.87 %	3,598.03	0.42	329.96
Total	615,881.11	0.00	615,881.11	1,099.30	18.29	0.00	614,763.52	127,591.11	487,172.41	20.75 %	33,897.17	1.72	2,083.87

Report Date: 7/1/2013 7:54:20AM
 Report ID: FL_ABF.rpt

Forsyth County Tax Collection System
 2013 Billing Financial Report - Fire Districts All
 YTD Through June 2013 (Charged) BackYear of 2009

	A	B	C (A+B)	D	E	F	G (C-D-E-F)	H	I (G-H)	J (H/G * 100)	K	L	M
	Previous Uncoll	New Charges	Total Charges	Releases	Unders	Discounts	Net Charges	Collected	Uncollected	% Coll	Int. Total	Over Total	Rev. Total
Beeson's CR	681.89	0.00	681.89	0.00	0.00	0.00	681.89	227.18	454.71	33.32 %	63.52	0.00	0.00
Belews Creek	714.62	0.00	714.62	2.68	0.00	0.00	711.94	278.96	432.98	39.18 %	74.26	0.00	0.00
City View	153.32	0.00	153.32	0.00	0.00	0.00	153.32	67.57	85.75	44.07 %	18.29	0.00	0.00
Clemmons (FD)	2,870.96	0.00	2,870.96	21.29	0.00	0.00	2,849.67	612.10	2,237.57	21.48 %	171.72	0.00	12.59
Forest Hill	24.37	0.00	24.37	0.00	0.00	0.00	24.37	1.00	23.37	4.10 %	0.39	0.00	0.00
Griffith	508.65	0.00	508.65	0.00	0.00	0.00	508.65	281.25	227.40	55.29 %	75.66	0.05	0.00
Gumtree	86.96	0.00	86.96	0.00	0.00	0.00	86.96	12.46	74.50	14.33 %	3.71	0.00	0.00
Hometown	671.00	0.00	671.00	0.00	0.00	0.00	671.00	132.92	538.08	19.81 %	33.15	0.00	0.00
King (FD)	130.16	0.00	130.16	0.00	0.00	0.00	130.16	0.00	130.16	0.00 %	0.00	0.00	0.00
Lewisville (FD)	2,850.87	0.00	2,850.87	6.69	0.00	0.00	2,844.18	418.35	2,425.83	14.71 %	122.86	0.00	13.72
Mineral Springs	977.79	0.00	977.79	0.00	0.00	0.00	977.79	124.85	852.94	12.77 %	34.84	0.00	42.16
MS Service Dist.	22.59	0.00	22.59	0.00	0.00	0.00	22.59	0.00	22.59	0.00 %	0.00	0.00	0.00
Mount Tabor	178.29	0.00	178.29	0.00	0.00	0.00	178.29	126.99	51.30	71.23 %	37.06	0.00	0.00
Old Richmond	1,277.93	0.00	1,277.93	1.93	0.00	0.00	1,276.00	406.64	869.36	31.87 %	107.01	0.00	0.00
Piney Grove	1,830.99	0.00	1,830.99	0.00	0.00	0.00	1,830.99	230.67	1,600.32	12.60 %	59.24	0.00	27.37
Salem Chapel	307.20	0.00	307.20	0.00	0.00	0.00	307.20	113.99	193.21	37.11 %	24.44	0.06	0.00
South Fork	13.45	0.00	13.45	0.00	0.00	0.00	13.45	0.00	13.45	0.00 %	0.00	0.00	0.00
Suburban (RH)	1,585.80	0.00	1,585.80	11.28	0.00	0.00	1,574.52	912.73	661.79	57.97 %	283.19	0.00	0.00
Talley's Cross	1,643.66	0.00	1,643.66	205.24	0.00	0.00	1,438.42	691.75	746.67	48.09 %	191.82	0.02	0.00
Triangle	445.05	0.00	445.05	0.00	0.00	0.00	445.05	224.27	220.78	50.39 %	60.88	0.09	0.00
Union Cross	600.30	0.00	600.30	0.00	0.00	0.00	600.30	141.13	459.17	23.51 %	48.36	0.00	0.00
Vienna	935.11	0.00	935.11	0.00	0.00	0.00	935.11	538.52	396.59	57.59 %	143.37	0.01	0.00
Walkertown NE	1,566.49	0.00	1,566.49	13.88	0.00	0.00	1,552.61	384.50	1,168.11	24.78 %	103.55	0.00	0.00
West Bend	131.30	0.00	131.30	0.00	0.00	0.00	131.30	106.66	24.64	81.23 %	35.15	0.00	0.00
Munis Totals													
	20,208.75	0.00	20,208.75	262.99	0.00	0.00	19,945.76	6,034.49	13,911.27	30.25 %	1,692.47	0.23	95.84
FD Sub Totals													
	1,706,938.71	22.42	1,706,961.13	5,342.60	43.98	0.00	1,701,574.55	393,150.53	1,308,424.02	23.11 %	105,594.86	7.65	5,939.80
JU Sub Totals													
	1,727,147.46	22.42	1,727,169.88	5,605.59	43.98	0.00	1,721,520.31	399,185.02	1,322,335.29	23.19 %	107,287.33	7.88	6,035.64
Grand Totals													
	9,197.30	1,758.00	10,955.30	0.00	0.00	0.00	10,955.30	2,096.32	8,858.98	19.14 %	447.11	0.00	27.09
Adv Total													
	951.65	0.00	951.65	0.00	0.00	0.00	951.65	144.81	806.84	15.22 %	0.00	0.00	0.00
Gam Total													
	608.94	63.62	672.56	0.00	0.00	0.00	672.56	392.50	280.06	58.36 %	0.00	0.00	0.00
Ret Chk Total													
	10,757.89	1,821.62	12,579.51	0.00	0.00	0.00	12,579.51	2,633.63	9,945.88	20.94 %	447.11	0.00	27.09
Fees Totals													

Report Date: 7/1/2013 7:54:20AM
 Report ID: FL_ABF.rpt

Forsyth County Tax Collection System
 2013 Billing Financial Report - Jurisdictions All
 BackYear of 2008
 YTD Through June 2013 (Charged)

	A	B	C (A+B)	D	E	F	G (C-D-E-F)	H	I (G-H)	J (H/G * 100)	K	L	M
	Previous Uncoll	New Charges	Total Charges	Releases	Unders	Discounts	Net Charges	Collected	Uncollected	% Coll	Int. Total	Over Total	Rev. Total
Forsyth County													
Regular Tax	1,019,215.39	0.00	1,019,215.39	596,266.91	0.69	0.00	422,947.79	99,691.09	323,256.70	23.57 %	33,992.22	0.06	2,193.62
Total	1,019,215.39	0.00	1,019,215.39	596,266.91	0.69	0.00	422,947.79	99,691.09	323,256.70	23.57 %	33,992.22	0.06	2,193.62
Bethania													
Regular Tax	391.65	0.00	391.65	0.00	0.00	0.00	391.65	0.00	391.65	0.00 %	0.00	0.00	0.00
Total	391.65	0.00	391.65	0.00	0.00	0.00	391.65	0.00	391.65	0.00 %	0.00	0.00	0.00
Clemmons													
Regular Tax	1,222.70	0.00	1,222.70	0.00	0.00	0.00	1,222.70	130.41	1,092.29	10.67 %	54.09	0.00	0.00
Stormwater	267.37	0.00	267.37	0.00	0.00	0.00	267.37	44.40	222.97	16.81 %	16.56	0.00	0.00
Total	1,490.07	0.00	1,490.07	0.00	0.00	0.00	1,490.07	174.81	1,315.26	11.73 %	70.65	0.00	0.00
Kernersville													
Regular Tax	33,307.40	0.00	33,307.40	0.00	0.00	0.00	33,307.40	2,781.69	30,525.71	8.35 %	1,058.60	0.00	0.00
Recycle	184.08	0.00	184.08	0.00	0.00	0.00	184.08	86.88	97.20	47.20 %	30.40	0.00	0.00
Stormwater	502.12	0.00	502.12	0.00	0.00	0.00	502.12	211.75	290.37	42.17 %	78.86	0.00	0.00
Vehicle	60.00	0.00	60.00	0.00	0.00	0.00	60.00	10.00	50.00	16.67 %	3.77	0.00	0.00
Total	34,053.60	0.00	34,053.60	0.00	0.00	0.00	34,053.60	3,090.32	30,963.28	9.07 %	1,171.63	0.00	0.00
King													
Regular Tax	0.00	0.00	0.00	0.00	0.00	0.00	0.00	0.00	0.00	0.00 %	0.00	0.00	0.00
Total	0.00	0.00	0.00	0.00	0.00	0.00	0.00	0.00	0.00	0.00 %	0.00	0.00	0.00
Lewisville													
Regular Tax	1,046.45	0.00	1,046.45	24.65	0.00	0.00	1,021.80	263.77	758.03	25.81 %	40.24	0.00	0.00
Muni Distr WR	0.00	0.00	0.00	0.00	0.00	0.00	0.00	0.00	0.00	0.00 %	0.00	0.00	0.00
Total	1,046.45	0.00	1,046.45	24.65	0.00	0.00	1,021.80	263.77	758.03	25.81 %	40.24	0.00	0.00
Rural Hall													
Regular Tax	700.79	0.00	700.79	2.72	0.00	0.00	698.07	254.95	443.12	36.52 %	98.29	0.00	0.00
Total	700.79	0.00	700.79	2.72	0.00	0.00	698.07	254.95	443.12	36.52 %	98.29	0.00	0.00
Tobaccoville													
Regular Tax	43.36	0.00	43.36	10.88	0.00	0.00	32.48	5.50	26.98	16.93 %	2.22	0.00	0.00
Total	43.36	0.00	43.36	10.88	0.00	0.00	32.48	5.50	26.98	16.93 %	2.22	0.00	0.00
Walkertown													
Regular Tax	1,307.91	0.00	1,307.91	46.00	0.00	0.00	1,261.91	337.70	924.21	26.76 %	121.88	0.00	0.00
Total	1,307.91	0.00	1,307.91	46.00	0.00	0.00	1,261.91	337.70	924.21	26.76 %	121.88	0.00	0.00
Winston-Salem													
Regular Tax	621,942.39	0.00	621,942.39	425,117.23	0.28	0.00	196,824.88	52,672.70	144,152.18	26.76 %	17,882.44	0.03	687.72
Vehicle	3,574.09	0.00	3,574.09	0.00	0.13	0.00	3,573.96	274.60	3,299.36	7.68 %	108.53	0.00	28.20
Total	625,516.48	0.00	625,516.48	425,117.23	0.41	0.00	200,398.84	52,947.30	147,451.54	26.42 %	17,990.97	0.03	715.92
High Point													
Regular Tax	0.00	0.00	0.00	0.00	0.00	0.00	0.00	0.00	0.00	0.00 %	0.00	0.00	0.00
Total	0.00	0.00	0.00	0.00	0.00	0.00	0.00	0.00	0.00	0.00 %	0.00	0.00	0.00

Report Date: 7/1/2013 7:54:20AM
 Report ID: FL_ABF.rpt

Forsyth County Tax Collection System
 2013 Billing Financial Report - Fire Districts All
 BackYear of 2008
 YTD Through June 2013 (Charged)

	A	B	C (A+B)	D	E	F	G (C-D-E-F)	H	I (G-H)	J (H/G*100)	K	L	M
	Previous Uncoll	New Charges	Total Charges	Releases	Unders	Discounts	Net Charges	Collected	Uncollected	% Coll	Int. Total	Over Total	Rev. Total
Beeson's CR	466.58	0.00	466.58	0.00	0.00	0.00	466.58	77.91	388.67	16.70 %	30.77	0.00	0.00
Belews Creek	284.10	0.00	284.10	2.82	0.00	0.00	281.28	94.75	186.53	33.89 %	34.80	0.00	0.00
City View	70.18	0.00	70.18	0.00	0.00	0.00	70.18	41.79	28.39	59.55 %	16.16	0.00	0.00
Clemmons (FD)	1,768.31	0.00	1,768.31	21.81	0.00	0.00	1,746.50	137.41	1,609.09	7.87 %	49.32	0.00	0.00
Forest Hill	0.00	0.00	0.00	0.00	0.00	0.00	0.00	0.00	0.00	0.00 %	0.00	0.00	0.00
Griffith	475.82	0.00	475.82	0.00	0.00	0.00	475.82	112.57	363.25	23.86 %	40.24	0.00	0.00
Gumtree	149.42	0.00	149.42	0.00	0.00	0.00	149.42	97.07	52.35	64.96 %	40.53	0.00	120.28
Hometown	210.68	0.00	210.68	0.00	0.00	0.00	210.68	0.00	210.68	0.00 %	0.00	0.00	0.00
King (FD)	73.62	0.00	73.62	0.00	0.00	0.00	73.62	0.00	73.62	0.00 %	0.00	0.00	0.00
Lewisville (FD)	671.14	0.00	671.14	8.36	0.00	0.00	662.78	84.52	578.26	12.75 %	29.89	0.00	0.00
Mineral Springs	417.58	0.00	417.58	0.00	0.00	0.00	417.58	5.92	411.66	1.42 %	2.07	0.00	0.00
MS Service Dist.	10.26	0.00	10.26	0.00	0.00	0.00	10.26	0.00	10.26	0.00 %	0.00	0.00	0.00
Mount Tabor	3.08	0.00	3.08	0.00	0.00	0.00	3.08	0.00	3.08	0.00 %	0.00	0.00	0.00
Old Richmond	498.26	0.00	498.26	2.51	0.00	0.00	495.75	75.72	420.03	15.27 %	22.36	0.00	0.00
Piney Grove	865.94	0.00	865.94	0.00	0.00	0.00	865.94	78.38	787.56	9.05 %	35.92	0.00	30.08
Salem Chapel	116.48	0.00	116.48	0.00	0.00	0.00	116.48	1.28	115.20	1.10 %	0.43	0.00	0.00
South Fork	0.00	0.00	0.00	0.00	0.00	0.00	0.00	0.00	0.00	0.00 %	0.00	0.00	0.00
Suburban (RH)	669.47	0.00	669.47	11.81	0.00	0.00	657.66	281.86	375.80	42.86 %	109.36	0.00	0.00
Talley's Cross	130.44	0.00	130.44	0.00	0.00	0.00	130.44	92.49	37.95	70.91 %	39.69	0.00	0.00
Triangle	245.70	0.00	245.70	0.00	0.00	0.00	245.70	198.40	47.30	80.75 %	70.93	0.00	0.00
Union Cross	333.76	0.00	333.76	0.00	0.00	0.00	333.76	55.97	277.79	16.77 %	20.73	0.00	0.00
Vienna	239.29	0.00	239.29	0.00	0.00	0.00	239.29	14.65	224.64	6.12 %	4.95	0.00	0.00
Walkertown NE	758.47	0.00	758.47	0.00	0.00	0.00	758.47	210.86	545.61	27.87 %	70.49	0.00	0.00
West Bend	0.00	0.00	0.00	0.00	0.00	0.00	0.00	0.00	0.00	0.00 %	0.00	0.00	0.00
Munis Totals													
	8,456.58	0.00	8,456.58	47.31	0.00	0.00	8,409.27	1,661.55	6,747.72	19.76 %	618.64	0.00	150.34
FD Sub Totals													
	1,683,765.70	0.00	1,683,765.70	1,021,468.39	1.10	0.00	662,296.21	156,765.44	505,530.77	23.87 %	53,488.10	0.09	2,909.54
JU Sub Totals													
	1,692,222.28	0.00	1,692,222.28	1,021,515.70	1.10	0.00	670,705.48	158,426.99	512,278.49	23.82 %	54,106.74	0.09	3,059.88
Grand Totals													
	6,605.90	0.00	6,605.90	0.00	0.00	0.00	6,605.90	971.95	5,633.95	14.71 %	360.15	0.00	16.25
Adv Total													
	770.00	0.00	770.00	0.00	0.00	0.00	770.00	95.00	675.00	12.34 %	0.00	0.00	0.00
Gam Total													
	305.00	0.00	305.00	0.00	0.00	0.00	305.00	30.00	275.00	9.84 %	0.00	0.00	0.00
Ret Chk Total													
	7,680.90	0.00	7,680.90	0.00	0.00	0.00	7,680.90	1,096.95	6,583.95	14.28 %	360.15	0.00	16.25
Fees Totals													

Report Date: 7/1/2013 7:54:20AM
 Report ID: FI_ABF.rpt

Forsyth County Tax Collection System
 2013 Billing Financial Report - Jurisdictions All
 YTD Through June 2013 (Charged) BackYear of 2007

	A	B	C (A+B)	D	E	F	G (C-D-E-F)	H	I (G+H)	J (40G+100)	K	L	M
	Previous Uncoll	New Charges	Total Charges	Releases	Unders	Discounts	Net Charges	Collected	Uncollected	% Coll	Int. Total	Over Total	Rev. Total
Forsyth County													
Regular Tax	236,007.21	0.00	236,007.21	1,207.43	2.33	0.00	234,797.45	32,810.68	201,986.77	13.97 %	14,656.08	0.00	1,215.09
Total	236,007.21	0.00	236,007.21	1,207.43	2.33	0.00	234,797.45	32,810.68	201,986.77	13.97 %	14,656.08	0.00	1,215.09
Bethania													
Regular Tax	391.65	0.00	391.65	0.00	0.00	0.00	391.65	0.00	391.65	0.00 %	0.00	0.00	0.00
Total	391.65	0.00	391.65	0.00	0.00	0.00	391.65	0.00	391.65	0.00 %	0.00	0.00	0.00
Clemmons													
Regular Tax	699.40	0.00	699.40	0.00	0.00	0.00	699.40	45.42	653.98	6.49 %	26.73	0.00	0.00
Stormwater	261.38	0.00	261.38	0.00	0.00	0.00	261.38	0.00	261.38	0.00 %	0.00	0.00	0.00
Total	960.78	0.00	960.78	0.00	0.00	0.00	960.78	45.42	915.36	4.73 %	26.73	0.00	0.00
Kernersville													
Regular Tax	10,354.74	0.00	10,354.74	0.00	0.10	0.00	10,354.64	2,129.02	8,225.62	20.56 %	991.50	0.00	0.00
Recycle	94.87	0.00	94.87	0.00	0.00	0.00	94.87	64.80	30.07	66.30 %	30.94	0.00	0.00
Stormwater	353.83	0.00	353.83	0.00	0.00	0.00	353.83	184.83	169.00	52.24 %	89.05	0.00	0.00
Vehicle	65.00	0.00	65.00	0.00	0.04	0.00	64.96	9.96	55.00	15.33 %	4.82	0.00	0.00
Total	10,868.44	0.00	10,868.44	0.00	0.14	0.00	10,868.30	2,388.61	8,479.69	21.98 %	1,116.31	0.00	0.00
King													
Regular Tax	0.00	0.00	0.00	0.00	0.00	0.00	0.00	0.00	0.00	0.00 %	0.00	0.00	0.00
Total	0.00	0.00	0.00	0.00	0.00	0.00	0.00	0.00	0.00	0.00 %	0.00	0.00	0.00
Lewisville													
Regular Tax	568.20	0.00	568.20	0.00	0.00	0.00	568.20	67.71	500.49	11.92 %	2.95	0.00	0.00
Muni Distr WR	0.33	0.00	0.33	0.00	0.00	0.00	0.33	0.00	0.33	0.00 %	0.00	0.00	0.00
Total	568.53	0.00	568.53	0.00	0.00	0.00	568.53	67.71	500.82	11.91 %	2.95	0.00	0.00
Rural Hall													
Regular Tax	314.96	0.00	314.96	2.84	0.00	0.00	312.12	0.00	312.12	0.00 %	0.00	0.00	0.00
Total	314.96	0.00	314.96	2.84	0.00	0.00	312.12	0.00	312.12	0.00 %	0.00	0.00	0.00
Tobaccoville													
Regular Tax	91.99	0.00	91.99	2.13	0.00	0.00	89.86	0.77	89.09	0.86 %	0.02	0.00	0.00
Total	91.99	0.00	91.99	2.13	0.00	0.00	89.86	0.77	89.09	0.86 %	0.02	0.00	0.00
Walkertown													
Regular Tax	932.95	0.00	932.95	0.00	0.00	0.00	932.95	229.96	702.99	24.65 %	97.24	0.00	0.00
Total	932.95	0.00	932.95	0.00	0.00	0.00	932.95	229.96	702.99	24.65 %	97.24	0.00	0.00
Winston-Salem													
Regular Tax	123,634.33	0.00	123,634.33	993.81	0.84	0.00	122,639.68	18,449.92	104,189.76	15.04 %	7,991.17	0.00	607.84
Vehicle	3,332.42	0.00	3,332.42	0.00	0.12	0.00	3,332.30	194.88	3,137.42	5.85 %	77.17	0.00	0.00
Total	126,966.75	0.00	126,966.75	993.81	0.96	0.00	125,971.98	18,644.80	107,327.18	14.80 %	8,068.34	0.00	607.84
High Point													
Regular Tax	0.00	0.00	0.00	0.00	0.00	0.00	0.00	0.00	0.00	0.00 %	0.00	0.00	0.00
Total	0.00	0.00	0.00	0.00	0.00	0.00	0.00	0.00	0.00	0.00 %	0.00	0.00	0.00

Forsyth County Tax Collection System
 2013 Billing Financial Report - Fire Districts All
 YTD Through June 2013 (Charged) BackYear of 2007

	A	B	C (A+B)	D	E	F	G (C-D-E-F)	H	I (G-H)	J (HG*100)	K	L	M
	Previous Uncoll	New Charges	Total Charges	Releases	Unders	Discounts	Net Charges	Collected	Uncollected	% Coll	Int. Total	Over Total	Rev. Total
Beeson's CR	888.24	0.00	888.24	0.00	0.00	0.00	888.24	0.00	888.24	0.00%	0.00	0.00	0.00
Belews Creek	77.29	0.00	77.29	2.41	0.00	0.00	74.88	23.03	51.85	30.76%	10.64	0.00	0.00
City View	21.09	0.00	21.09	0.00	0.00	0.00	21.09	2.19	18.90	10.39%	1.01	0.00	0.00
Clemmons (FD)	729.16	0.00	729.16	2.37	0.00	0.00	726.79	59.02	667.77	6.12%	26.04	0.00	0.00
Forest Hill	1.88	0.00	1.88	0.00	0.00	0.00	1.88	0.00	1.88	0.00%	0.00	0.00	0.00
Griffith	42.80	0.00	42.80	0.00	0.00	0.00	42.80	0.00	42.80	0.00%	0.00	0.00	0.00
Gumtree	126.86	0.00	126.86	0.00	0.00	0.00	126.86	97.07	29.79	76.82%	43.44	0.00	19.51
Hometown	231.91	0.00	231.91	0.00	0.00	0.00	231.91	0.00	231.91	0.00%	0.00	0.00	0.00
King (FD)	56.01	0.00	56.01	0.00	0.00	0.00	56.01	0.00	56.01	0.00%	0.00	0.00	0.00
Lewisville (FD)	294.44	0.00	294.44	0.00	0.00	0.00	294.44	0.78	293.66	0.26%	0.33	0.00	0.00
Mineral Springs	168.60	0.00	168.60	0.00	0.00	0.00	168.60	0.00	168.60	0.00%	0.00	0.00	0.00
MS Service Dist.	9.21	0.00	9.21	0.00	0.00	0.00	9.21	0.00	9.21	0.00%	0.00	0.00	0.00
Mount Tabor	3.08	0.00	3.08	0.00	0.00	0.00	3.08	0.00	3.08	0.00%	0.00	0.00	0.00
Old Richmond	404.31	0.00	404.31	2.56	0.00	0.00	401.75	16.02	385.73	3.99%	7.41	0.00	0.00
Piney Grove	644.00	0.00	644.00	0.00	0.00	0.00	644.00	25.20	618.80	3.91%	10.76	0.00	33.71
Salem Chapel	24.93	0.00	24.93	0.00	0.00	0.00	24.93	0.00	24.93	0.00%	0.00	0.00	0.00
South Fork	0.00	0.00	0.00	0.00	0.00	0.00	0.00	0.00	0.00	0.00%	0.00	0.00	0.00
Suburban (RH)	349.13	0.00	349.13	0.00	0.00	0.00	349.13	199.23	149.90	57.06%	85.96	0.00	0.00
Talley's Cross	103.07	0.00	103.07	0.00	0.00	0.00	103.07	47.04	56.03	45.64%	4.97	0.00	0.00
Triangle	58.74	0.00	58.74	0.00	0.00	0.00	58.74	0.00	58.74	0.00%	0.00	0.00	0.00
Union Cross	286.37	0.00	286.37	0.00	0.00	0.00	286.37	16.76	269.61	6.85%	8.13	0.00	0.00
Vienna	172.93	0.00	172.93	0.00	0.00	0.00	172.93	6.12	166.81	3.54%	2.64	0.00	0.00
Walkertown NE	632.21	0.00	632.21	0.00	0.00	0.00	632.21	85.54	546.67	13.53%	42.14	0.00	0.00
West Bend	0.00	0.00	0.00	0.00	0.00	0.00	0.00	0.00	0.00	0.00%	0.00	0.00	0.00
Munis Totals													
	5,326.26	0.00	5,326.26	7.34	0.00	0.00	5,318.92	578.00	4,740.92	10.87%	243.47	0.00	53.22
FD Sub Totals													
	377,103.26	0.00	377,103.26	2,206.21	3.43	0.00	374,893.62	54,187.95	320,705.67	14.45%	23,967.67	0.00	1,822.93
JU Sub Totals													
	382,429.52	0.00	382,429.52	2,213.55	3.43	0.00	380,212.54	54,765.95	325,446.59	14.40%	24,211.14	0.00	1,876.15
Grand Totals													
	4,821.38	0.00	4,821.38	0.00	0.00	0.00	4,821.38	467.70	4,353.68	9.70%	220.69	0.00	8.87
Adv Total													
	592.60	0.00	592.60	0.00	0.00	0.00	592.60	40.00	552.60	6.75%	0.00	0.00	0.00
Gam Total													
	102.21	0.00	102.21	0.00	0.00	0.00	102.21	66.18	36.03	64.75%	0.00	0.00	0.00
Ret Chk Total													
	5,516.19	0.00	5,516.19	0.00	0.00	0.00	5,516.19	573.88	4,942.31	10.40%	220.69	0.00	8.87
Fees Totals													

Forsyth County Tax Collection System
 2013 Billing Financial Report - Jurisdictions All
 YTD Through June 2013 (Charged) BackYear of 2006

	A	B	C (A+B)	D	E	F	G (C+D+E-F)	H	I (G-H)	J (H/G * 100)	K	L	M
	Previous Uncoll	New Charges	Total Charges	Releases	Unders	Discounts	Net Charges	Collected	Uncollected	% Coll	Int. Total	Over Total	Rev. Total
Forsyth County													
Regular Tax	194,824.88	0.00	194,824.88	1,260.22	0.49	0.00	193,564.17	14,707.63	178,856.54	7.60 %	7,796.68	0.00	1,828.21
Dog Tax	0.00	0.00	0.00	0.00	0.00	0.00	0.00	0.00	0.00	0.00 %	0.00	0.00	0.00
Total	194,824.88	0.00	194,824.88	1,260.22	0.49	0.00	193,564.17	14,707.63	178,856.54	7.60 %	7,796.68	0.00	1,828.21
Bethania													
Regular Tax	193.50	0.00	193.50	0.00	0.00	0.00	193.50	0.00	193.50	0.00 %	0.00	0.00	0.00
Total	193.50	0.00	193.50	0.00	0.00	0.00	193.50	0.00	193.50	0.00 %	0.00	0.00	0.00
Clemmons													
Regular Tax	1,042.95	0.00	1,042.95	0.00	0.00	0.00	1,042.95	23.53	1,019.42	2.28 %	22.98	0.00	0.00
Stormwater	242.19	0.00	242.19	0.00	0.00	0.00	242.19	0.00	242.19	0.00 %	0.00	0.00	0.00
Total	1,285.14	0.00	1,285.14	0.00	0.00	0.00	1,285.14	23.53	1,261.61	1.83 %	22.98	0.00	0.00
Kernersville													
Regular Tax	6,959.17	0.00	6,959.17	0.00	0.00	0.00	6,959.17	2.63	6,956.54	0.04 %	92.42	0.00	0.00
Recycle	0.00	0.00	0.00	0.00	0.00	0.00	0.00	0.00	0.00	0.00 %	0.00	0.00	0.00
Stormwater	132.33	0.00	132.33	0.00	0.00	0.00	132.33	0.00	132.33	0.00 %	0.00	0.00	0.00
Vehicle	60.00	0.00	60.00	0.00	0.00	0.00	60.00	0.00	60.00	0.00 %	0.00	0.00	0.00
Total	7,151.50	0.00	7,151.50	0.00	0.00	0.00	7,151.50	2.63	7,148.87	0.04 %	92.42	0.00	0.00
King													
Regular Tax	0.00	0.00	0.00	0.00	0.00	0.00	0.00	0.00	0.00	0.00 %	0.00	0.00	0.00
Total	0.00	0.00	0.00	0.00	0.00	0.00	0.00	0.00	0.00	0.00 %	0.00	0.00	0.00
Lewisville													
Regular Tax	404.25	0.00	404.25	0.00	0.00	0.00	404.25	12.65	391.60	3.13 %	2.17	0.00	0.00
Muni Distr WR	0.26	0.00	0.26	0.00	0.00	0.00	0.26	0.00	0.26	0.00 %	0.00	0.00	0.00
Total	404.51	0.00	404.51	0.00	0.00	0.00	404.51	12.65	391.86	3.13 %	2.17	0.00	0.00
Rural Hall													
Regular Tax	310.52	0.00	310.52	2.98	0.00	0.00	307.54	6.00	301.54	1.95 %	3.59	0.00	0.00
Total	310.52	0.00	310.52	2.98	0.00	0.00	307.54	6.00	301.54	1.95 %	3.59	0.00	0.00
Tobaccoville													
Regular Tax	72.17	0.00	72.17	0.00	0.00	0.00	72.17	4.95	67.22	6.86 %	2.88	0.00	0.00
Total	72.17	0.00	72.17	0.00	0.00	0.00	72.17	4.95	67.22	6.86 %	2.88	0.00	0.00
Walkertown													
Regular Tax	1,212.87	0.00	1,212.87	0.00	0.00	0.00	1,212.87	0.00	1,212.87	0.00 %	0.00	0.00	0.00
Total	1,212.87	0.00	1,212.87	0.00	0.00	0.00	1,212.87	0.00	1,212.87	0.00 %	0.00	0.00	0.00
Winston-Salem													
Regular Tax	90,988.07	0.00	90,988.07	382.79	0.27	0.00	90,605.01	8,069.91	82,535.10	8.91 %	4,259.31	0.00	1,133.92
Vehicle	2,826.76	0.00	2,826.76	0.00	0.00	0.00	2,826.76	160.00	2,666.76	5.66 %	82.57	0.00	0.00
Total	93,814.83	0.00	93,814.83	382.79	0.27	0.00	93,431.77	8,229.91	85,201.86	8.91 %	4,341.88	0.00	1,133.92
High Point													
Regular Tax	0.00	0.00	0.00	0.00	0.00	0.00	0.00	0.00	0.00	0.00 %	0.00	0.00	0.00
Total	0.00	0.00	0.00	0.00	0.00	0.00	0.00	0.00	0.00	0.00 %	0.00	0.00	0.00

YTD Through June 2013 (Charged) BackYear of 2006

	A	B	C (A+B)	D	E	F	G (C+D+E+F)	H	I (G-H)	J (H/G * 100)	K	L	M
	Previous Uncoll	New Charges	Total Charges	Releases	Unders	Discounts	Net Charges	Collected	Uncollected	% Coll	Int. Total	Over Total	Rev. Total
Beeson's CR	106.79	0.00	106.79	0.00	0.00	0.00	106.79	0.00	106.79	0.00%	0.00	0.00	0.00
Belews Creek	56.24	0.00	56.24	2.53	0.00	0.00	53.71	9.79	43.92	18.23%	5.56	0.00	0.00
City View	186.67	0.00	186.67	0.00	0.00	0.00	186.67	120.32	66.35	64.46%	66.35	0.00	0.00
Clemmons (FD)	711.65	0.00	711.65	22.61	0.00	0.00	689.04	21.18	667.86	3.07%	11.87	0.00	0.00
Forest Hill	0.00	0.00	0.00	0.00	0.00	0.00	0.00	0.00	0.00	0.00%	0.00	0.00	0.00
Griffith	51.84	0.00	51.84	0.00	0.00	0.00	51.84	3.58	48.26	8.91%	1.87	0.00	0.00
Gumtree	271.50	0.00	271.50	0.00	0.00	0.00	271.50	0.00	271.50	0.00%	0.00	0.00	0.00
Homeytown	329.35	0.00	329.35	0.00	0.00	0.00	329.35	0.00	329.35	0.00%	0.00	0.00	0.00
King (FD)	47.55	0.00	47.55	0.00	0.00	0.00	47.55	0.00	47.55	0.00%	0.00	0.00	0.00
Lewisville (FD)	375.41	0.00	375.41	0.00	0.00	0.00	375.41	0.96	374.45	0.26%	0.50	0.00	0.00
Mineral Springs	396.66	0.00	396.66	29.60	0.00	0.00	367.06	5.68	361.38	1.66%	3.23	0.00	0.00
MS Service Dist.	0.00	0.00	0.00	0.00	0.00	0.00	0.00	0.00	0.00	0.00%	0.00	0.00	0.00
Mount Tabor	12.30	0.00	12.30	0.00	0.00	0.00	12.30	0.00	12.30	0.00%	0.00	0.00	0.00
Old Richmond	435.53	0.00	435.53	0.00	0.00	0.00	435.53	27.43	408.10	8.30%	15.46	0.00	0.00
Piney Grove	654.89	0.00	654.89	0.00	0.00	0.00	654.89	21.53	633.36	3.29%	11.09	0.00	32.62
Salem Chapel	39.44	0.00	39.44	0.00	0.00	0.00	39.44	0.00	39.44	0.00%	0.00	0.00	0.00
South Fork	3.32	0.00	3.32	0.00	0.00	0.00	3.32	0.00	3.32	0.00%	0.00	0.00	0.00
Suburban (RH)	122.95	0.00	122.95	0.00	0.00	0.00	122.95	7.72	115.23	6.28%	4.29	0.00	0.00
Talley's Cross	87.12	0.00	87.12	0.00	0.00	0.00	87.12	0.00	87.12	0.00%	8.32	0.00	0.00
Triangle	81.74	0.00	81.74	0.00	0.00	0.00	81.74	0.00	81.74	0.00%	0.00	0.00	0.00
Union Cross	331.46	0.00	331.46	0.00	0.00	0.00	331.46	16.45	315.01	4.96%	9.21	0.00	0.00
Vienna	166.47	0.00	166.47	0.00	0.00	0.00	166.47	6.36	160.11	3.82%	3.32	0.00	0.00
Walkertown NE	798.34	0.00	798.34	0.00	0.00	0.00	798.34	83.29	715.05	10.43%	45.73	0.00	0.00
West Bend	0.00	0.00	0.00	0.00	0.00	0.00	0.00	0.00	0.00	0.00%	0.00	0.00	0.00
Munis Totals													
FD Sub Totals	5,267.22	0.00	5,267.22	54.74	0.00	0.00	5,212.48	324.29	4,888.19	6.22%	186.80	0.00	32.62
JU Sub Totals	299,269.92	0.00	299,269.92	1,645.99	0.76	0.00	297,623.17	22,987.30	274,635.87	7.72%	12,262.60	0.00	2,962.13
Grand Totals	304,537.14	0.00	304,537.14	1,700.73	0.76	0.00	302,835.65	23,311.59	279,524.06	7.70%	12,449.40	0.00	2,994.75
Adv Total	3,925.47	0.00	3,925.47	0.00	0.00	0.00	3,925.47	234.00	3,691.47	5.98%	133.91	0.00	9.89
Gam Total	525.00	0.00	525.00	0.00	0.00	0.00	525.00	25.00	500.00	4.76%	0.00	0.00	15.00
Ret Chk Total	143.41	0.00	143.41	0.00	0.00	0.00	143.41	0.00	143.41	0.00%	0.00	0.00	0.00
Fees Totals	4,593.88	0.00	4,593.88	0.00	0.00	0.00	4,593.88	259.00	4,334.88	5.64%	133.91	0.00	24.89

YTD Through June 2013 (Charged) BackYear of 2005

	A	B	C (A+B)	D	E	F	G (C-D-E-F)	H	I (G-H)	J (HG*100)	K	L	M
	Previous Uncoll	New Charges	Total Charges	Releases	Unders	Discounts	Net Charges	Collected	Uncollected	% Coll	Int. Total	Over Total	Rev. Total
Forsyth County													
Regular Tax	186,209.11	0.00	186,209.11	656.20	0.32	0.00	185,552.59	7,147.32	178,405.27	3.85 %	4,664.21	0.00	297.62
Dog Tax	0.00	0.00	0.00	0.00	0.00	0.00	0.00	0.00	0.00	0.00 %	0.00	0.00	0.00
Total	186,209.11	0.00	186,209.11	656.20	0.32	0.00	185,552.59	7,147.32	178,405.27	3.85 %	4,664.21	0.00	297.62
Bethania													
Regular Tax	69.30	0.00	69.30	0.00	0.00	0.00	69.30	0.00	69.30	0.00 %	0.00	0.00	0.00
Total	69.30	0.00	69.30	0.00	0.00	0.00	69.30	0.00	69.30	0.00 %	0.00	0.00	0.00
Clemmons													
Regular Tax	941.77	0.00	941.77	0.00	0.00	0.00	941.77	43.79	897.98	4.65 %	19.04	0.00	0.00
Stormwater	222.00	0.00	222.00	0.00	0.00	0.00	222.00	0.00	222.00	0.00 %	0.00	0.00	0.00
Total	1,163.77	0.00	1,163.77	0.00	0.00	0.00	1,163.77	43.79	1,119.98	3.76 %	19.04	0.00	0.00
Kernersville													
Regular Tax	10,456.90	0.00	10,456.90	0.00	0.08	0.00	10,456.82	3.32	10,453.50	0.03 %	0.31	0.00	0.00
Recycle	0.00	0.00	0.00	0.00	0.00	0.00	0.00	0.00	0.00	0.00 %	0.00	0.00	0.00
Vehicle	80.00	0.00	80.00	0.00	0.00	0.00	80.00	0.00	80.00	0.00 %	0.00	0.00	0.00
Total	10,536.90	0.00	10,536.90	0.00	0.08	0.00	10,536.82	3.32	10,533.50	0.03 %	0.31	0.00	0.00
King													
Regular Tax	0.00	0.00	0.00	0.00	0.00	0.00	0.00	0.00	0.00	0.00 %	0.00	0.00	0.00
Total	0.00	0.00	0.00	0.00	0.00	0.00	0.00	0.00	0.00	0.00 %	0.00	0.00	0.00
Lewisville													
Regular Tax	457.45	0.00	457.45	0.00	0.00	0.00	457.45	2.30	455.15	0.50 %	1.39	0.00	0.00
Vehicle	0.00	0.00	0.00	0.00	0.00	0.00	0.00	0.00	0.00	0.00 %	0.00	0.00	0.00
Muni Distr WVR	8.69	0.00	8.69	0.00	0.00	0.00	8.69	0.00	8.69	0.00 %	0.00	0.00	0.00
Total	466.14	0.00	466.14	0.00	0.00	0.00	466.14	2.30	463.84	0.49 %	1.39	0.00	0.00
Rural Hall													
Regular Tax	2,009.32	0.00	2,009.32	3.14	0.00	0.00	2,006.18	0.00	2,006.18	0.00 %	0.00	0.00	0.00
Total	2,009.32	0.00	2,009.32	3.14	0.00	0.00	2,006.18	0.00	2,006.18	0.00 %	0.00	0.00	0.00
Tobaccoville													
Regular Tax	79.04	0.00	79.04	0.00	0.00	0.00	79.04	0.00	79.04	0.00 %	0.00	0.00	0.00
Total	79.04	0.00	79.04	0.00	0.00	0.00	79.04	0.00	79.04	0.00 %	0.00	0.00	0.00
Walkertown													
Regular Tax	619.42	0.00	619.42	0.00	0.00	0.00	619.42	6.96	612.46	1.12 %	6.50	0.00	0.00
Total	619.42	0.00	619.42	0.00	0.00	0.00	619.42	6.96	612.46	1.12 %	6.50	0.00	0.00
Winston-Salem													
Regular Tax	85,571.76	0.00	85,571.76	374.09	0.18	0.00	85,197.49	3,013.48	82,184.01	3.54 %	2,068.03	0.00	6.49
Vehicle	2,058.90	0.00	2,058.90	0.00	0.00	0.00	2,058.90	90.00	1,968.90	4.37 %	56.88	0.00	0.00
Total	87,630.66	0.00	87,630.66	374.09	0.18	0.00	87,256.39	3,103.48	84,152.91	3.56 %	2,124.91	0.00	6.49
High Point													
Regular Tax	0.00	0.00	0.00	0.00	0.00	0.00	0.00	0.00	0.00	0.00 %	0.00	0.00	0.00
Total	0.00	0.00	0.00	0.00	0.00	0.00	0.00	0.00	0.00	0.00 %	0.00	0.00	0.00

Forsyth County Tax Collection System
 2013 Billing Financial Report - Fire Districts All
 YTD Through June 2013 (Charged) BackYear of 2005

	A	B	C (A+B)	D	E	F	G (C+D+E+F)	H	I (G-H)	J (H/G * 100)	K	L	M
	Previous Uncoll	New Charges	Total Charges	Releases	Unders	Discounts	Net Charges	Collected	Uncollected	% Coll	Int. Total	Over Total	Rev. Total
Beeson's CR	128.88	0.00	128.88	0.00	0.00	0.00	128.88	0.00	128.88	0.00%	0.00	0.00	0.00
Belews Creek	53.31	0.00	53.31	2.18	0.00	0.00	51.13	0.00	51.13	0.00%	0.00	0.00	0.00
City View	70.66	0.00	70.66	0.00	0.00	0.00	70.66	8.96	61.70	12.68%	5.62	0.00	0.00
Clemmons (FD)	656.34	0.00	656.34	0.00	0.00	0.00	656.34	16.09	640.25	2.45%	10.46	0.00	0.00
Forest Hill	0.00	0.00	0.00	0.00	0.00	0.00	0.00	0.00	0.00	0.00%	0.00	0.00	0.00
Griffith	50.28	0.00	50.28	0.00	0.00	0.00	50.28	0.00	50.28	0.00%	0.00	0.00	0.00
Gumtree	361.74	0.00	361.74	0.00	0.00	0.00	361.74	0.00	361.74	0.00%	0.00	0.00	0.00
Hometown	207.42	0.00	207.42	0.00	0.00	0.00	207.42	0.00	207.42	0.00%	0.00	0.00	0.00
King (FD)	27.83	0.00	27.83	0.00	0.00	0.00	27.83	2.53	25.30	9.09%	1.70	0.00	0.00
Lewisville (FD)	250.59	0.00	250.59	7.14	0.00	0.00	243.45	0.90	242.55	0.37%	0.55	0.00	0.00
Mineral Springs	198.98	0.00	198.98	0.00	0.00	0.00	198.98	0.00	198.98	0.00%	0.00	0.00	0.00
MS Service Dist.	0.00	0.00	0.00	0.00	0.00	0.00	0.00	0.00	0.00	0.00%	0.00	0.00	0.00
Mount Tabor	10.88	0.00	10.88	0.00	0.00	0.00	10.88	0.00	10.88	0.00%	0.00	0.00	0.00
Old Richmond	330.04	0.00	330.04	0.00	0.00	0.00	330.04	50.10	279.94	15.18%	33.17	0.00	0.00
Piney Grove	478.27	0.00	478.27	0.00	0.00	0.00	478.27	21.63	456.64	4.52%	13.08	0.00	34.71
Salem Chapel	30.38	0.00	30.38	0.00	0.00	0.00	30.38	0.00	30.38	0.00%	0.00	0.00	0.00
South Fork	0.00	0.00	0.00	0.00	0.00	0.00	0.00	0.00	0.00	0.00%	0.00	0.00	0.00
Suburban (RH)	192.15	0.00	192.15	0.00	0.00	0.00	192.15	6.22	185.93	3.24%	3.91	0.00	0.00
Talley's Cross	204.15	0.00	204.15	0.00	0.00	0.00	204.15	85.55	118.60	41.91%	8.98	0.00	0.00
Triangle	72.29	0.00	72.29	0.00	0.00	0.00	72.29	0.00	72.29	0.00%	0.00	0.00	0.00
Union Cross	279.45	0.00	279.45	0.00	0.00	0.00	279.45	132.15	147.30	47.29%	86.26	0.00	0.00
Vienna	179.28	0.00	179.28	0.00	0.00	0.00	179.28	5.59	173.69	3.12%	3.38	0.00	0.00
Walkertown NE	514.11	0.00	514.11	0.00	0.00	0.00	514.11	13.97	500.14	2.72%	9.18	0.00	0.00
West Bend	0.00	0.00	0.00	0.00	0.00	0.00	0.00	0.00	0.00	0.00%	0.00	0.00	0.00
Munis Totals													
FD Sub Totals	4,297.03	0.00	4,297.03	9.32	0.00	0.00	4,287.71	343.69	3,944.02	8.02%	176.29	0.00	34.71
JU Sub Totals	288,783.66	0.00	288,783.66	1,033.43	0.58	0.00	287,749.65	10,307.17	277,442.48	3.58%	6,816.36	0.00	304.31
Grand Totals	293,080.69	0.00	293,080.69	1,042.75	0.58	0.00	292,037.36	10,650.86	281,386.50	3.65%	6,992.65	0.00	339.02
Adv Total	3,348.00	0.00	3,348.00	0.00	0.00	0.00	3,348.00	144.00	3,204.00	4.30%	99.89	0.00	0.00
Gam Total	140.00	0.00	140.00	0.00	0.00	0.00	140.00	10.00	130.00	7.14%	0.00	0.00	0.00
Ret Chk Total	25.00	0.00	25.00	0.00	0.00	0.00	25.00	0.00	25.00	0.00%	0.00	0.00	0.00
Fees Totals	3,513.00	0.00	3,513.00	0.00	0.00	0.00	3,513.00	154.00	3,359.00	4.38%	99.89	0.00	0.00

YTD Through June 2013 (Charged) BackYear of 2004

	A	B	C (A+B)	D	E	F	G (C-D-E-F)	H	I (G-H)	J (HG*100)	K	L	M
	Previous Uncoll	New Charges	Total Charges	Releases	Unders	Discounts	Net Charges	Collected	Uncollected	% Coll	Int. Total	Over Total	Rev. Total
Forsyth County													
Regular Tax	343,664.46	0.00	343,664.46	10,171.64	0.33	0.00	333,492.49	4,775.26	328,717.23	1.43 %	3,202.45	0.02	71,289.78
Total	343,664.46	0.00	343,664.46	10,171.64	0.33	0.00	333,492.49	4,775.26	328,717.23	1.43 %	3,202.45	0.02	71,289.78
Bethania													
Regular Tax	57.75	0.00	57.75	0.00	0.00	0.00	57.75	0.00	57.75	0.00 %	0.00	0.00	0.00
Total	57.75	0.00	57.75	0.00	0.00	0.00	57.75	0.00	57.75	0.00 %	0.00	0.00	0.00
Clemmons													
Regular Tax	1,083.26	0.00	1,083.26	0.00	0.00	0.00	1,083.26	0.00	1,083.26	0.00 %	0.00	0.00	0.00
Total	1,083.26	0.00	1,083.26	0.00	0.00	0.00	1,083.26	0.00	1,083.26	0.00 %	0.00	0.00	0.00
Kernersville													
Regular Tax	8,482.11	0.00	8,482.11	0.00	0.00	0.00	8,482.11	0.00	8,482.11	0.00 %	12.14	0.00	0.00
Recycle	0.00	0.00	0.00	0.00	0.00	0.00	0.00	0.00	0.00	0.00 %	0.00	0.00	0.00
Vehicle	15.00	0.00	15.00	0.00	0.00	0.00	15.00	0.00	15.00	0.00 %	0.00	0.00	0.00
Total	8,497.11	0.00	8,497.11	0.00	0.00	0.00	8,497.11	0.00	8,497.11	0.00 %	12.14	0.00	0.00
King													
Regular Tax	0.00	0.00	0.00	0.00	0.00	0.00	0.00	0.00	0.00	0.00 %	0.00	0.00	0.00
Total	0.00	0.00	0.00	0.00	0.00	0.00	0.00	0.00	0.00	0.00 %	0.00	0.00	0.00
Lewisville													
Regular Tax	236.02	0.00	236.02	0.00	0.00	0.00	236.02	4.91	231.11	2.08 %	3.62	0.00	0.00
Vehicle	0.00	0.00	0.00	0.00	0.00	0.00	0.00	0.00	0.00	0.00 %	0.00	0.00	0.00
Muni Distr WR	0.00	0.00	0.00	0.00	0.00	0.00	0.00	0.00	0.00	0.00 %	0.00	0.00	0.00
Total	236.02	0.00	236.02	0.00	0.00	0.00	236.02	4.91	231.11	2.08 %	3.62	0.00	0.00
Rural Hall													
Regular Tax	278.79	0.00	278.79	3.43	0.00	0.00	275.36	0.00	275.36	0.00 %	0.00	0.00	0.00
Total	278.79	0.00	278.79	3.43	0.00	0.00	275.36	0.00	275.36	0.00 %	0.00	0.00	0.00
Tobaccoville													
Regular Tax	24.84	0.00	24.84	0.00	0.00	0.00	24.84	0.00	24.84	0.00 %	0.00	0.00	0.00
Total	24.84	0.00	24.84	0.00	0.00	0.00	24.84	0.00	24.84	0.00 %	0.00	0.00	0.00
Walkertown													
Regular Tax	489.93	0.00	489.93	0.00	0.00	0.00	489.93	1.67	488.26	0.34 %	1.26	0.00	0.00
Total	489.93	0.00	489.93	0.00	0.00	0.00	489.93	1.67	488.26	0.34 %	1.26	0.00	0.00
Winston-Salem													
Regular Tax	209,229.28	0.00	209,229.28	7,390.53	0.31	0.00	201,838.44	2,257.66	199,580.78	1.12 %	1,420.04	0.01	52,140.64
Vehicle	1,268.32	0.00	1,268.32	0.00	0.00	0.00	1,268.32	0.00	1,268.32	0.00 %	0.00	0.00	0.00
Total	210,497.60	0.00	210,497.60	7,390.53	0.31	0.00	203,106.76	2,257.66	200,849.10	1.11 %	1,420.04	0.01	52,140.64
High Point													
Regular Tax	0.00	0.00	0.00	0.00	0.00	0.00	0.00	0.00	0.00	0.00 %	0.00	0.00	0.00
Total	0.00	0.00	0.00	0.00	0.00	0.00	0.00	0.00	0.00	0.00 %	0.00	0.00	0.00

Forsyth County Tax Collection System
 2013 Billing Financial Report - Fire Districts All
 YTD Through June 2013 (Charged) BackYear of 2004

	A	B	C (A+B)	D	E	F	G (C+D+E-F)	H	I (G-H)	J (H/G * 100)	K	L	M
	Previous Uncoll	New Charges	Total Charges	Releases	Unders	Discounts	Net Charges	Collected	Uncollected	% Coll	Int. Total	Over Total	Rev. Total
Beeson's CR	117.35	0.00	117.35	0.00	0.00	0.00	117.35	0.00	117.35	0.00%	0.00	0.00	0.00
Belews Creek	33.65	0.00	33.65	0.00	0.00	0.00	33.65	0.00	33.65	0.00%	0.00	0.00	0.00
City View	56.79	0.00	56.79	0.00	0.00	0.00	56.79	18.52	38.27	32.61%	13.96	0.00	0.00
Clemmons (FD)	772.24	0.00	772.24	0.00	0.00	0.00	772.24	12.88	759.36	1.67%	9.54	0.00	0.00
Forest Hill	0.52	0.00	0.52	0.00	0.00	0.00	0.52	0.00	0.52	0.00%	0.00	0.00	0.00
Griffith	63.19	0.00	63.19	0.00	0.00	0.00	63.19	0.00	63.19	0.00%	0.00	0.00	0.00
Gumtree	326.97	0.00	326.97	0.00	0.00	0.00	326.97	0.00	326.97	0.00%	0.00	0.00	0.00
Hometown	278.14	0.00	278.14	0.00	0.00	0.00	278.14	0.00	278.14	0.00%	0.00	0.00	0.00
King (FD)	21.90	0.00	21.90	0.00	0.00	0.00	21.90	2.42	19.48	11.05%	1.85	0.00	0.00
Lewisville (FD)	275.90	0.00	275.90	0.00	0.00	0.00	275.90	0.45	275.45	0.16%	0.31	0.00	0.00
Mineral Springs	158.83	0.00	158.83	0.00	0.00	0.00	158.83	0.00	158.83	0.00%	0.00	0.00	0.00
MS Service Dist.	0.00	0.00	0.00	0.00	0.00	0.00	0.00	0.00	0.00	0.00%	0.00	0.00	0.00
Mount Tabor	7.41	0.00	7.41	0.00	0.00	0.00	7.41	0.00	7.41	0.00%	0.00	0.00	0.00
Old Richmond	168.11	0.00	168.11	0.00	0.00	0.00	168.11	18.84	149.27	11.21%	13.62	0.00	0.00
Piney Grove	534.75	0.00	534.75	0.00	0.00	0.00	534.75	0.00	534.75	0.00%	0.00	0.00	0.00
Salem Chapel	89.18	0.00	89.18	0.00	0.00	0.00	89.18	0.00	89.18	0.00%	0.00	0.00	0.00
South Fork	0.00	0.00	0.00	0.00	0.00	0.00	0.00	0.00	0.00	0.00%	0.00	0.00	0.00
Suburban (RH)	136.99	0.00	136.99	0.00	0.00	0.00	136.99	5.57	131.42	4.07%	3.91	0.00	0.00
Talley's Cross	105.84	0.00	105.84	0.00	0.00	0.00	105.84	11.84	94.00	11.19%	6.28	0.00	0.00
Triangle	65.91	0.00	65.91	0.00	0.00	0.00	65.91	0.00	65.91	0.00%	0.00	0.00	0.00
Union Cross	215.44	0.00	215.44	0.00	0.00	0.00	215.44	37.27	178.17	17.30%	29.30	0.00	0.00
Vienna	165.10	0.00	165.10	0.00	0.00	0.00	165.10	8.56	156.54	5.18%	6.02	0.00	0.00
Walkertown NE	411.90	0.00	411.90	0.00	0.00	0.00	411.90	42.60	369.30	10.34%	29.93	0.00	0.00
West Bend	0.00	0.00	0.00	0.00	0.00	0.00	0.00	0.00	0.00	0.00%	0.00	0.00	0.00
Munis Totals													
FD Sub Totals	4,006.11	0.00	4,006.11	0.00	0.00	0.00	4,006.11	158.95	3,847.16	3.97%	114.72	0.00	0.00
JU Sub Totals	564,829.76	0.00	564,829.76	17,565.60	0.64	0.00	547,263.52	7,039.50	540,224.02	1.29%	4,639.51	0.03	123,430.42
Grand Totals	568,835.87	0.00	568,835.87	17,565.60	0.64	0.00	551,269.63	7,198.45	544,071.18	1.31%	4,754.23	0.03	123,430.42
Adv Total	3,254.50	0.00	3,254.50	0.00	0.00	0.00	3,254.50	115.00	3,139.50	3.53%	85.71	0.00	0.00
Garn Total	165.00	0.00	165.00	0.00	0.00	0.00	165.00	0.00	165.00	0.00%	0.00	0.00	0.00
Ret Chk Total	0.00	0.00	0.00	0.00	0.00	0.00	0.00	0.00	0.00	0.00%	0.00	0.00	0.00
Fees Totals	3,419.50	0.00	3,419.50	0.00	0.00	0.00	3,419.50	115.00	3,304.50	3.36%	85.71	0.00	0.00

Forsyth County Tax Collection System
 2013 Billing Financial Report - Jurisdictions All
 YTD Through June 2013 (Charged) BackYear of 2003

	A	B	C (A+B)	D	E	F	G (C-D-E-F)	H	I (G-H)	J (H/G * 100)	K	L	M
	Previous Uncoll	New Charges	Total Charges	Releases	Unders	Discounts	Net Charges	Collected	Uncollected	% Coll	Int. Total	Over Total	Rev. Total
Forsyth County													
Regular Tax	189,358.99	0.00	189,358.99	238.56	0.52	0.00	189,119.91	1,949.68	187,170.23	1.03 %	1,680.29	0.00	0.35
Dog Tax	2,321.89	0.00	2,321.89	0.00	0.00	0.00	2,321.89	15.59	2,306.30	0.67 %	41.58	0.00	0.00
Total	191,680.88	0.00	191,680.88	238.56	0.52	0.00	191,441.80	1,965.27	189,476.53	1.02 %	1,721.87	0.00	0.35
Bethania													
Regular Tax	71.78	0.00	71.78	0.00	0.00	0.00	71.78	0.00	71.78	0.00 %	0.00	0.00	0.00
Total	71.78	0.00	71.78	0.00	0.00	0.00	71.78	0.00	71.78	0.00 %	0.00	0.00	0.00
Clemmons													
Regular Tax	867.70	0.00	867.70	0.00	0.06	0.00	867.64	6.46	861.18	0.74 %	0.79	0.00	0.00
Total	867.70	0.00	867.70	0.00	0.06	0.00	867.64	6.46	861.18	0.74 %	0.79	0.00	0.00
Kernersville													
Regular Tax	12,335.61	0.00	12,335.61	0.00	0.00	0.00	12,335.61	0.00	12,335.61	0.00 %	0.00	0.00	0.00
Recycle	0.00	0.00	0.00	0.00	0.00	0.00	0.00	0.00	0.00	0.00 %	0.00	0.00	0.00
Vehicle	15.00	0.00	15.00	0.00	0.00	0.00	15.00	0.00	15.00	0.00 %	0.00	0.00	0.00
Total	12,350.61	0.00	12,350.61	0.00	0.00	0.00	12,350.61	0.00	12,350.61	0.00 %	0.00	0.00	0.00
King													
Regular Tax	0.00	0.00	0.00	0.00	0.00	0.00	0.00	0.00	0.00	0.00 %	0.00	0.00	0.00
Total	0.00	0.00	0.00	0.00	0.00	0.00	0.00	0.00	0.00	0.00 %	0.00	0.00	0.00
Lewisville													
Regular Tax	251.74	0.00	251.74	0.00	0.00	0.00	251.74	1.76	249.98	0.70 %	1.38	0.00	0.00
Vehicle	0.00	0.00	0.00	0.00	0.00	0.00	0.00	0.00	0.00	0.00 %	0.00	0.00	0.00
Muni Distr WR	0.00	0.00	0.00	0.00	0.00	0.00	0.00	0.00	0.00	0.00 %	0.00	0.00	0.00
Total	251.74	0.00	251.74	0.00	0.00	0.00	251.74	1.76	249.98	0.70 %	1.38	0.00	0.00
Rural Hall													
Regular Tax	304.12	0.00	304.12	3.25	0.00	0.00	300.87	0.00	300.87	0.00 %	0.00	0.00	0.00
Total	304.12	0.00	304.12	3.25	0.00	0.00	300.87	0.00	300.87	0.00 %	0.00	0.00	0.00
Tobaccoville													
Regular Tax	27.70	0.00	27.70	0.00	0.00	0.00	27.70	0.00	27.70	0.00 %	0.00	0.00	0.00
Total	27.70	0.00	27.70	0.00	0.00	0.00	27.70	0.00	27.70	0.00 %	0.00	0.00	0.00
Walkertown													
Regular Tax	501.45	0.00	501.45	0.00	0.00	0.00	501.45	0.00	501.45	0.00 %	0.00	0.00	0.00
Total	501.45	0.00	501.45	0.00	0.00	0.00	501.45	0.00	501.45	0.00 %	0.00	0.00	0.00
Winston-Salem													
Regular Tax	89,177.73	0.00	89,177.73	163.35	0.11	0.00	89,014.27	931.03	88,083.24	1.05 %	840.83	0.00	0.24
Vehicle	1,087.97	0.00	1,087.97	0.00	0.00	0.00	1,087.97	41.03	1,046.94	3.77 %	34.17	0.00	0.00
Total	90,265.70	0.00	90,265.70	163.35	0.11	0.00	90,102.24	972.06	89,130.18	1.08 %	875.00	0.00	0.24
High Point													
Regular Tax	0.00	0.00	0.00	0.00	0.00	0.00	0.00	0.00	0.00	0.00 %	0.00	0.00	0.00
Total	0.00	0.00	0.00	0.00	0.00	0.00	0.00	0.00	0.00	0.00 %	0.00	0.00	0.00

Forsyth County Tax Collection System
 2013 Billing Financial Report - Fire Districts All
 YTD Through June 2013 (Charged) BackYear of 2003

	A	B	C (A+B)	D	E	F	G (C+D+E-F)	H	I (G-H)	J (HG*100)	K	L	M
	Previous Uncoll	New Charges	Total Charges	Releases	Unders	Discounts	Net Charges	Collected	Uncollected	% Coll	Int. Total	Over Total	Rev. Total
Beeson's CR	73.07	0.00	73.07	0.00	0.00	0.00	73.07	0.00	73.07	0.00%	0.00	0.00	0.00
Belews Creek	51.78	0.00	51.78	0.00	0.00	0.00	51.78	0.00	51.78	0.00%	0.00	0.00	0.00
City View	45.41	0.00	45.41	0.00	0.00	0.00	45.41	16.32	29.09	35.94%	13.70	0.00	0.00
Clemmons (FD)	592.83	0.00	592.83	0.00	0.00	0.00	592.83	9.37	583.46	1.58%	7.85	0.00	0.00
Forest Hill	4.45	0.00	4.45	0.00	0.00	0.00	4.45	0.00	4.45	0.00%	0.00	0.00	0.00
Griffith	15.97	0.00	15.97	0.00	0.00	0.00	15.97	0.00	15.97	0.00%	0.00	0.00	0.00
Gumtree	418.92	0.00	418.92	0.00	0.00	0.00	418.92	0.00	418.92	0.00%	0.00	0.00	0.00
Hornetown	304.05	0.00	304.05	0.00	0.00	0.00	304.05	0.00	304.05	0.00%	0.00	0.00	0.00
King (FD)	15.94	0.00	15.94	0.00	0.00	0.00	15.94	0.00	15.94	0.00%	0.00	0.00	0.00
Lewisville (FD)	139.46	0.00	139.46	0.00	0.00	0.00	139.46	0.45	139.01	0.32%	0.35	0.00	0.00
Mineral Springs	211.49	0.00	211.49	0.00	0.00	0.00	211.49	0.00	211.49	0.00%	0.00	0.00	0.00
Mount Tabor	13.56	0.00	13.56	0.00	0.00	0.00	13.56	0.00	13.56	0.00%	0.00	0.00	0.00
Old Richmond	180.35	0.00	180.35	0.00	0.00	0.00	180.35	0.00	180.35	0.00%	0.00	0.00	0.00
Piney Grove	626.89	0.00	626.89	0.00	0.00	0.00	626.89	12.72	167.63	7.05%	10.30	0.00	0.00
Salem Chapel	84.39	0.00	84.39	0.00	0.00	0.00	84.39	18.80	608.09	3.00%	11.96	0.00	0.00
South Fork	3.06	0.00	3.06	0.00	0.00	0.00	3.06	0.00	84.39	0.00%	0.00	0.00	0.00
Suburban (RH)	100.21	0.00	100.21	0.00	0.00	0.00	100.21	0.00	3.06	0.00%	0.00	0.00	0.00
Talley's Cross	69.92	0.00	69.92	0.00	0.00	0.00	69.92	0.00	100.21	0.00%	2.16	0.00	0.00
Triangle	37.68	0.00	37.68	0.00	0.00	0.00	37.68	0.00	69.92	0.00%	0.00	0.00	0.00
Union Cross	248.40	0.00	248.40	0.00	0.00	0.00	248.40	0.00	37.68	0.00%	0.00	0.00	0.00
Vienna	188.20	0.00	188.20	0.00	0.00	0.00	188.20	0.00	248.40	0.00%	0.00	0.00	0.00
Walkertown NE	488.45	0.00	488.45	0.00	0.00	0.00	488.45	0.00	188.20	0.00%	0.00	0.00	0.00
West Bend	0.00	0.00	0.00	0.00	0.00	0.00	0.00	0.00	488.45	0.00%	0.00	0.00	0.00
Munis Totals													
FD Sub Totals	3,914.48	0.00	3,914.48	0.00	0.00	0.00	3,914.48	57.66	3,856.82	1.47%	46.32	0.00	0.00
JU Sub Totals	296,321.68	0.00	296,321.68	405.16	0.69	0.00	295,915.83	2,945.55	292,970.28	1.00%	2,599.04	0.00	0.59
Grand Totals	300,236.16	0.00	300,236.16	405.16	0.69	0.00	299,830.31	3,003.21	296,827.10	1.00%	2,645.36	0.00	0.59
Adv Total	2,593.25	0.00	2,593.25	0.00	0.00	0.00	2,593.25	86.25	2,507.00	3.33%	68.68	0.00	0.00
Gam Total	235.00	0.00	235.00	0.00	0.00	0.00	235.00	5.00	230.00	2.13%	0.00	0.00	0.00
Ret Chk Total	62.57	0.00	62.57	0.00	0.00	0.00	62.57	62.57	0.00	100.00%	0.00	0.00	0.00
Fees Totals	2,890.82	0.00	2,890.82	0.00	0.00	0.00	2,890.82	153.82	2,737.00	5.32%	68.68	0.00	0.00

Forsyth County Tax Collection System
 Year End Audit Report
 Total Uncollected For All Billing Years
 As of June 30, 2013

TAX-DESCRIPTION	TAX-AMOUNT	LATE-TAX	DOC-TAX	VEHUNCOLL	VEHICLE-PEN	ICYCLEUNCOLL	STORMUNCOLL	TOTAL
Forsyth County	8,802,934.13	115,496.99	2,306.30	0.00	0.00	0.00	0.00	8,920,737.42
Winston-Salem	4,266,665.06	46,434.07	0.00	932,212.59	0.00	0.00	0.00	5,245,311.72
Kernersville	510,125.17	10,252.18	0.00	24,796.29	0.00	3,843.18	38,823.57	587,840.39
Lewisville	50,227.13	292.48	0.00	0.00	0.00	0.00	0.00	50,519.61
Municipal Service District FD	345.79	2.25	0.00	0.00	0.00	0.00	0.00	348.04
Clemmons	43,503.23	951.26	0.00	0.00	0.00	0.00	8,945.63	53,400.12
Bethania	4,676.90	2.58	0.00	0.00	0.00	0.00	0.00	4,679.48
King	7,514.83	2.63	0.00	600.90	0.00	0.00	0.00	8,118.36
Rural Hall	23,798.33	133.41	0.00	0.00	0.00	0.00	0.00	23,931.74
Tobaccoville	4,747.06	129.64	0.00	0.00	0.00	0.00	0.00	4,876.70
Walkertown	36,259.35	523.66	0.00	0.00	0.00	0.00	0.00	36,783.01
High Point	457.14	0.00	0.00	35.00	0.00	0.00	0.00	492.14
Beesons Cross Roads FD	7,729.59	136.21	0.00	0.00	0.00	0.00	0.00	7,865.80
Piney Grove FD	20,921.85	734.66	0.00	0.00	0.00	0.00	0.00	21,656.51
King FD	1,958.30	12.39	0.00	0.00	0.00	0.00	0.00	1,970.69
Vienna FD	9,838.81	108.55	0.00	0.00	0.00	0.00	0.00	9,947.36
City View FD	1,846.00	17.73	0.00	0.00	0.00	0.00	0.00	1,863.73
Hometown FD	9,542.96	182.62	0.00	0.00	0.00	0.00	0.00	9,725.58
Mineral Springs FD	11,958.98	143.42	0.00	0.00	0.00	0.00	0.00	12,102.40
Forest Hill FD	429.79	6.51	0.00	0.00	0.00	0.00	0.00	436.30
Clemmons FD	22,387.39	710.00	0.00	0.00	0.00	0.00	0.00	23,097.39
Gumtree FD	2,203.36	135.64	0.00	0.00	0.00	0.00	0.00	2,339.00
Suburban (Rural Hall) FD	10,982.56	185.26	0.00	0.00	0.00	0.00	0.00	11,167.82
Belews Creek FD	6,354.80	67.70	0.00	0.00	0.00	0.00	0.00	6,422.50
Triangle FD	2,007.58	65.65	0.00	0.00	0.00	0.00	0.00	2,073.23
Griffith FD	4,961.27	38.13	0.00	0.00	0.00	0.00	0.00	2,073.23
Lewisville FD	20,592.67	200.22	0.00	0.00	0.00	0.00	0.00	4,999.40
Mount Tabor FD	1,596.11	3.67	0.00	0.00	0.00	0.00	0.00	20,792.89
West Bend FD	356.32	4.02	0.00	0.00	0.00	0.00	0.00	1,599.78
Walkertown (Northeast) FD	16,547.06	282.49	0.00	0.00	0.00	0.00	0.00	360.34
Old Richmond FD	15,403.50	124.43	0.00	0.00	0.00	0.00	0.00	16,829.55
South Fork FD	43.12	0.58	0.00	0.00	0.00	0.00	0.00	15,527.93
								43.70

TAX DESCRIPTION	TAX AMOUNT	LATE TAX	DOC-TAX	VEHUNCOLL	VEHICLE PEN	ECYCLEUNCOLL	STORMUNCOLL	TOTAL
Talleys Crossing FD	8,339.55	92.92	0.00	0.00	0.00	0.00	0.00	8,432.47
Union Cross FD	8,258.63	80.42	0.00	0.00	0.00	0.00	0.00	8,339.05
Salem Chapel FD	4,942.44	40.04	0.00	0.00	0.00	0.00	0.00	4,982.48
Mineral Springs Service Distri	269.85	4.91	0.00	0.00	0.00	0.00	0.00	274.76
	13,940,726.61	177,599.32	2,306.30	957,644.78	0.00	3,843.18	47,769.20	15,129,889.39

AFFIDAVIT

John T. Burgiss, RES, Tax Collector for Forsyth County and all jurisdictions within Forsyth County, being duly appointed, deposes and says:


That I have submitted, herewith, in accordance with G.S. 105-373(b) the amount of taxes remaining unpaid for years 2003 through 2012, that I have made a diligent effort within the time permitted by law to collect such taxes out of the property of such taxpayers, and by other means available to me for collection of such taxes.



 John T. Burgiss, RES

Sworn to and subscribed before me, this the 9th day of July, 2013.


 Notary Public



NON-TAX COLLECTIONS

	<u>COLLECTIONS TAX YR 11-12</u>	<u>COLLECTIONS TAX YR 12-13</u>
SCHEDULE B LICENSES	18,985.68	18,861.45
SCHEDULE B (PRIOR YEARS)	0.00	0.00
BEER & WINE LICENSES	21,253.14	20,614.50
FIRE CITATIONS	0.00	0.00
FIRE COURT COST	0.00	0.00
FIRE INSPECTION FEES	650.00	950.00
STREET ASSESSMENTS	0.00	0.00
CERTIFICATION FEES	0.00	0.00
TAXES COLL. FOR OTHER COUNTIES	0.00	0.00
PREPAYMENTS	108,783.53	116,708.17
RETURNED CHECK FEES	8,102.80	0.00
ROOM OCCUPANCY TAX	3,894,137.24	4,071,606.86
UNDISTRIBUTED PENALTIES	0.00	0.00
MAPPING FEES	1,470.80	894.05
KERNERSVILLE SANITATION FEES	235.00	0.00
WALKERTOWN SANITATION FEES	208.08	0.00
CITY OF W-S SANITATION FEES	120,653.51	215,407.61
TAXES BEYOND STATUTE OF LIMITATIONS	25,437.35	166,826.85
TAX FORECLOSURE REIMBURSEMENT	114,261.15	282,102.87
LEVY	0.00	0.00
VEHICLE RENTAL TAXES	1,102,489.96	1,163,668.40
HEAVY EQUIPMENT	96,682.03	97,457.19
	<hr/>	<hr/>
TOTAL NON-TAX COLLECTED	<u>5,513,350.27</u>	<u>6,155,097.95</u>

STATE OF NORTH CAROLINA

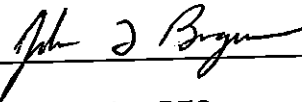
COUNTY OF FORSYTH

TAX COLLECTOR'S REPORT OF 2012

ACCOUNTS RECEIVABLE--REAL ESTATE

JOHN T. BURGISS, RES, Forsyth County Tax Collector, being duly sworn, deposes and says the following:

A complete list of persons owning real property whose taxes remain unpaid and the principal amount due as of July 1, 2013 has been filed with the Clerk to the Board of County Commissioners and is available for inspection. The principal amount of taxes due as of July 1, 2013, is \$3,624,067.06.




John T. Burgiss, RES
County Tax Collector

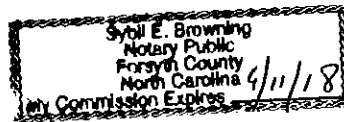
Sworn to and subscribed

before me, this the 9th

day of July, 2013



Notary Public



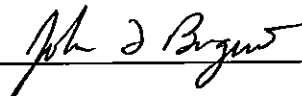
STATE OF NORTH CAROLINA

COUNTY OF FORSYTH

TAX COLLECTOR'S REPORT OF
2012 ACCOUNTS RECEIVABLE -
PERSONAL PROPERTY


JOHN T. BURGESS, RES, Forsyth County Tax Collector, being duly sworn, deposes and says the following:

A list of persons not owning real property whose personal property taxes remain unpaid and the principal amount of taxes due as of July 1, 2013, has been filed with the Clerk to the Board of Commissioners and is available for inspection. The principal amount of personal property taxes due as of July 1, 2013 is \$328,682.80. To this list I append my affidavit as to the effort made to collect these taxes.




John T. Burgess, Res
County Tax Collector

Sworn to and subscribed
before me, this the 9th
day of July, 2013



Notary Public



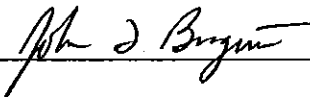
STATE OF NORTH CAROLINA

COUNTY OF FORSYTH

TAX COLLECTOR'S REPORT OF
2012 ACCOUNTS RECEIVABLE -
MOTOR VEHICLES


JOHN T. BURGESS, RES, Forsyth County Tax Collector, being duly sworn, deposes and says the following:

A list of persons not owning real property whose motor vehicle taxes remain unpaid and the principal amount of taxes due as of July 1, 2013, has been filed with the Clerk to the Board of Commissioners and is available for inspection. The principal amount of motor vehicle taxes due as of July 1, 2013 is \$3,777,848.51. To this list I append my affidavit as to the effort made to collect these taxes.



John T. Burgess, RES
County Tax Collector

Sworn to and subscribed
before me, this the 9th
day of July, 2013



Notary Public



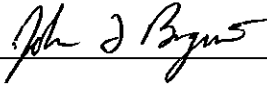
STATE OF NORTH CAROLINA

COUNTY OF FORSYTH

TAX COLLECTOR'S REPORT OF
2012 SMALL UNDERPAYMENT AND OVERPAYMENT
OF TAXES RECEIVED PURSUANT TO G.S. 105-357(c)

JOHN T. BURGESS, RES, Forsyth County Tax Collector, being duly sworn, deposes and says the following:

A complete list of "small underpayments and overpayments" of taxes has been filed with the Clerk to the Board of County Commissioners and is available for inspection. The amount of underpayments as of July 1, 2013 is \$ 1,911.94. The amount of overpayments as of July 1, 2013 is \$ 781.51.



John T. Burgess, RES
County Tax Collector

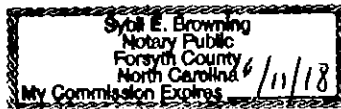
Sworn to and subscribed

before me, this the 9th

day of July, 2013



Notary Public



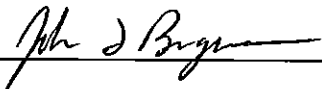
Jurisdiction/Fire District	Under Pay	Over Pay
Forsyth County	1,181.43	478.40
Winston-Salem	606.30	242.57
Kernersville	70.25	28.84
Rural Hall	6.39	2.57
Walkertown	10.09	2.54
Clemmons	16.36	4.47
Tobaccoville	1.72	0.31
Lewisville	17.37	4.73
King	1.28	0.05
Bethania	0.61	0.16
High Point	0.13	0.00
Beesons Cross Roads FD	0.00	0.73
Belews Creek FD	0.00	0.84
City View FD	0.00	0.12
Clemmons FD	0.00	1.83
Griffith FD	0.00	0.37
Gumtree FD	0.00	0.07
Horneytown FD	0.00	0.84
King FD	0.00	0.04
Lewisville FD	0.00	1.19
Mineral Springs FD	0.00	0.85
Mount Tabor FD	0.00	0.08
Old Richmond FD	0.00	1.57
Piney Grove FD	0.00	2.70
Salem Chapel FD	0.00	0.14
Suburban (Rural Hall) FD	0.00	1.38
Talleys Crossing FD	0.01	0.09
Triangle FD	0.00	0.15
Union Cross FD	0.00	0.42
Vienna FD	0.00	1.87
Walkertown (Northeast) FD	0.00	1.55
West Bend FD	0.00	0.04
Grand Totals All:	1,911.94	781.51

STATE OF NORTH CAROLINA
COUNTY OF FORSYTH

TAX COLLECTOR'S REPORT OF
MINIMAL TAXES PURSUANT TO
G.S. 105-321(f)

JOHN T. BURGESS, RES, Forsyth County Tax Collector, being duly
sworn, deposes and says the following:

A complete list of minimal taxes when the "total original principal amount is \$3.50 or
less" has been filed with the Clerk to the Board of County Commissioners and is
available for inspection. The total amount as of July 1, 2013 is \$16,595.64.



John T. Burgess, RES
County Tax Collector


Sworn to and subscribed

before me, this the 9th

day of July, 2013



Notary Public



NORTH CAROLINA

FORSYTH COUNTY

ORDER OF THE BOARD OF COMMISSIONERS
IN ACCORDANCE WITH G.S. 105-373, G.S. 105-321, G.S.105-330.3,
G.S.153A-156 AND G.S. 160A-215.2
FOR THE COLLECTION OF 2012 AND PRIOR YEARS' TAXES

TO: JOHN T. BURGESS, RES
TAX COLLECTOR OF FORSYTH COUNTY, CITY OF WINSTON-SALEM,
VILLAGE OF CLEMMONS, VILLAGE OF TOBACCOVILLE, TOWN OF
LEWISVILLE, TOWN OF RURAL HALL, TOWN OF WALKERTOWN, CITY OF
KING, CITY OF HIGH POINT, TOWN OF KERNERSVILLE, TOWN OF BETHANIA.

You are hereby authorized, empowered, and commanded to collect the taxes remaining unpaid as set forth in the 2004 through 2012 tax records filed in the Office of the Forsyth County Tax Collector, and in the tax receipts herewith delivered to you in the amounts and from the taxpayers likewise therein set forth. You are further authorized, empowered, and commanded to collect the 2004 through 2012 taxes charged and assessed as provided by law for adjustments, changes, and additions to the tax records and tax receipts delivered to you which are made in accordance with law. Such taxes are hereby declared to be a first lien on all real property of the respective taxpayers in Forsyth County, City of Winston-Salem, Town of Rural Hall, Town of Walkertown, Village of Clemmons, Village of Tobacoville, Town of Bethania, Town of Lewisville, City of King, City of High Point, Town of Kernersville, Beeson's Cross Roads Fire Protection District, Belews Creek Fire and Rescue Protection District, City View Fire Protection District, Clemmons Fire and Rescue Protection District, Forest Hill Fire and Rescue Protection District, Griffith Fire Protection District, Gumtree Fire and Rescue Protection District, Horneytown Fire and Rescue Protection District, King of Forsyth County Fire and Rescue Protection District, Lewisville Fire and Rescue Protection District, Mineral Springs Fire Protection District, Mineral Springs Service District, Mount Tabor Fire and Rescue Protection District, Northeast Fire and Rescue Protection District, Old Richmond Fire and Rescue Protection District, Piney Grove Fire Protection District, Suburban Fire and Rescue Protection District, Salem Chapel Fire and Rescue Protection District, South Fork Fire Protection District, Talley's Crossing Fire and Rescue Protection District, Triangle Fire Protection District, Union Cross Fire and Rescue Protection District, Vienna Fire Protection District and West Bend Service District, and this order shall be a full and sufficient authority to direct, require, and enable you to levy on and sell, any real or personal property, and attach wages and/or other funds, of such taxpayers, for and on account thereof, in accordance with law.

You are also hereby authorized, empowered and commanded to administer and to collect taxes on gross receipts derived from retail short-term leases or rentals of motor vehicles as set forth under G.S. 153A-156 and gross receipts derived from short-term lease or rental of heavy equipment as set forth under G.S. 160A-215.2. You are hereby authorized to promulgate such rules and procedures necessary to administer these taxes which are not inconsistent or contrary to applicable law.

Within available funds in the budget ordinance and personnel positions established, the Tax Collector may appoint employees and they have authority to perform those functions authorized by the Machinery Act of Chapter 105 of the North Carolina General Statutes and other applicable laws for current and previous years' taxes. County personnel presently in the Tax Collector's office may continue to serve in their respective positions in the discretion of the Tax Collector.

Taxes on classified Motor Vehicles for 2009 and prior years are deemed uncollectible; therefore, the Forsyth County Commissioners, pursuant to G.S. 105-373(h) do hereby relieve the tax collector of the charge of collecting taxes on classified motor vehicles listed pursuant to G.S. 105-330.3(a)(1) for 2009 and prior years.

WITNESS my hand and official seal, this the _____ day of _____, 2013.

ATTEST:

CHAIRMAN, BOARD OF COMMISSIONERS
OF FORSYTH COUNTY

CLERK TO THE BOARD OF COMMISSIONERS
OF FORSYTH COUNTY


Order To Collect Unpaid Taxes For 2004 Through 2013

Jurisdiction / FD	2004	2005	2006	2007	2008	2009	2010	2011	2012	2013
Forsyth County	328,717.23	178,405.27	178,856.54	201,986.77	323,256.70	424,043.53	905,742.79	1,317,739.08	4,551,568.83	1,183,618.58
Winston-Salem	200,849.10	84,152.91	85,201.86	107,327.18	147,451.54	191,672.53	555,067.12	768,191.39	2,720,768.03	717,741.61
Kernersville	8,497.11	10,533.50	7,148.87	8,479.69	30,963.28	41,633.69	90,847.73	112,215.43	245,011.40	71,739.26
Lewisville	231.11	455.15	391.60	500.49	758.03	3,766.71	6,331.96	7,222.35	28,930.71	12,603.48
Municipal Service District	0.00	8.69	0.26	0.33	0.00	1.19	20.19	36.24	269.92	216.88
Clemmons	1,083.26	1,119.98	1,261.61	915.36	1,315.26	2,327.72	4,500.90	7,691.71	30,780.94	11,769.92
Bethania	57.75	69.30	193.50	391.65	391.65	555.80	576.98	610.79	1,603.12	403.84
King	0.00	0.00	0.00	0.00	0.00	0.00	279.36	2,040.74	5,649.08	2,061.44
Rural Hall	275.36	2,006.18	301.54	312.12	443.12	436.58	2,230.61	2,760.84	13,943.77	4,334.11
Tobaccoville	24.84	79.04	67.22	89.09	26.98	469.63	228.22	888.58	2,868.67	788.34
Walkertown	488.26	612.46	1,212.87	702.99	924.21	1,279.65	2,881.57	4,922.84	22,191.59	5,423.23
High Point	0.00	0.00	0.00	0.00	0.00	0.00	0.00	25.76	466.38	295.86
Beesons Cross Roads	117.35	128.88	106.79	888.24	388.67	242.05	404.86	861.23	4,442.00	1,408.93
Piney Grove	534.75	456.64	633.36	618.80	787.56	873.67	1,856.35	2,734.88	11,825.76	4,656.42
King	19.48	25.30	47.55	56.01	73.62	89.47	139.24	235.77	1,227.62	330.05
Vienna	156.54	173.69	160.11	166.81	224.64	115.34	611.25	856.80	7,012.73	3,121.67
City View	38.27	61.70	66.35	18.90	28.39	56.43	359.82	385.25	790.21	265.65
Hometown	278.14	207.42	329.35	231.91	210.68	286.13	842.07	1,509.14	5,274.74	1,255.79
Mineral Springs	158.83	198.98	361.38	168.60	411.66	535.54	1,180.57	1,965.03	6,592.92	1,158.71
Forest Hill	0.52	0.00	0.00	1.88	0.00	13.18	39.12	58.73	308.23	79.08
Clemmons	759.36	640.25	667.86	667.77	1,609.09	1,426.47	2,064.10	2,745.02	11,122.91	5,923.40
Gumtree	326.97	361.74	271.50	29.79	52.35	42.19	84.55	77.24	641.44	536.22
Suburban (Rural Hall)	131.42	185.93	115.23	149.90	375.80	308.96	701.18	2,152.67	6,593.69	1,799.12
Belews Creek	33.65	51.13	43.92	51.85	186.53	237.00	491.90	895.65	4,183.11	1,402.73
Triangle	65.91	72.29	81.74	58.74	47.30	177.73	329.20	121.21	1,038.38	584.70
Griffith	63.19	50.28	48.26	42.80	363.25	138.47	289.86	896.43	3,001.96	746.33
Lewisville	275.45	242.55	374.45	293.66	578.26	1,710.85	2,362.13	2,964.38	11,137.17	4,931.95
Mount Tabor	7.41	10.88	12.30	3.08	3.08	22.81	248.08	286.32	963.77	369.62
West Bend	0.00	0.00	0.00	0.00	0.00	0.00	2.58	127.42	205.70	167.08
Walkertown (Northeast)	369.30	500.14	715.05	546.67	545.61	615.94	1,630.33	2,231.67	8,634.22	2,314.84
Old Richmond	149.27	279.94	408.10	385.73	420.03	486.99	1,072.58	2,744.83	9,030.46	2,389.62
South Fork	0.00	0.00	3.32	0.00	0.00	0.00	0.00	0.00	23.87	23.87
Talleys Crossing	94.00	118.60	87.12	56.03	37.95	462.38	719.12	2,207.83	4,295.23	1,062.67
Union Cross	178.17	147.30	315.01	269.61	277.79	324.30	610.47	739.97	5,093.16	1,655.05
Salem Chapel	89.18	30.38	39.44	24.93	115.20	115.77	300.39	1,196.66	2,908.68	508.33
Mineral Springs Service District	0.00	0.00	0.00	9.21	10.26	10.98	12.90	21.83	197.97	9.04
	544,071.18	281,386.50	279,524.06	325,446.59	512,278.49	674,479.68	1,585,060.08	2,252,361.73	7,730,598.37	2,047,697.42

Grand Total: 16,232,904.10

JOHN BURGESS, RES
Assessor / Collector

ASSESSOR'S OFFICE
(336) 703-2300
FAX: (336) 727-2369
PO Box 757
Winston-Salem, NC 27102



BETTY HODGES
Deputy Assessor/Collector

COLLECTOR'S OFFICE
(336) 703-2300
FAX: (336) 748-3000
PO Box 82
Winston-Salem, NC 27102

FORSYTH COUNTY TAX ADMINISTRATION

MEMORANDUM

TO: Forsyth County Finance and
Municipalities

FROM: John T. Burgess
Tax Assessor/Collector

DATE: July 3, 2013

SUBJECT: Taxes to be Removed From Tax Collector's Charge

We are removing from the "charge for prior – year taxes" 2003 delinquent tax accounts that are beyond the legal statute of limitations for collection. Additionally, pursuant to G.S. 105-373(h) the 2009 registered motor vehicle records are to be removed. The 2003 and 2009 summary list of the amounts to be removed by jurisdiction is attached.

Any collection of these taxes received during the FY 2013 – 2014 will be reported in the Tax Collector's Annual Settlement on June 30, 2014, as "taxes beyond the statute of limitations".

7/6/2013 10:08:19AM

<u>JURISDICTION</u>	<u>DUE</u>
Forsyth County	320,944.15
Winston-Salem	295,499.88
Kernersville	20,159.08
Rural Hall	920.75
Walkertown	1,065.12
Clemmons	1,542.20
Tobaccoville	106.73
Lewisville	1,681.52
King	149.18
Bethania	157.16
Beesons Cross Roads FD	212.66
Belews Creek FD	195.98
City View FD	29.32
Clemmons FD	811.10
Forest Hill FD	10.19
Griffith FD	88.93
Gumtree FD	32.31
Horneytown FD	251.95
King FD	40.69
Lewisville FD	714.98
Mineral Springs FD	317.40
Mineral Springs Service District FD	11.61
Mount Tabor FD	28.49
Municipal Service District FD	11.22
Old Richmond FD	382.37
Piney Grove FD	726.65
Salem Chapel FD	77.44
South Fork FD	13.45
Suburban (Rural Hall) FD	352.83
Talleys Crossing FD	284.29
Triangle FD	43.05
Union Cross FD	134.87
Vienna FD	281.25
Walkertown (Northeast) FD	552.17
West Bend FD	24.64
TOTAL:	<u>647,855.61</u>

7/6/2013

<u>JURISDICTION</u>	<u>DUE</u>
Forsyth County	189,476.53
Winston-Salem	89,130.18
Kernersville	12,350.61
Rural Hall	300.87
Walkertown	501.45
Clemmons	861.18
Tobaccoville	27.70
Lewisville	249.98
King	0.00
Bethania	71.78
High Point	0.00
Beesons Cross Roads FD	73.07
Belews Creek FD	51.78
City View FD	29.09
Clemmons FD	583.46
Forest Hill FD	4.45
Griffith FD	15.97
Gumtree FD	418.92
Horneytown FD	304.05
King FD	15.94
Lewisville FD	139.01
Mineral Springs FD	211.49
Mount Tabor FD	13.56
Municipal Service District FD	0.00
Old Richmond FD	167.63
Piney Grove FD	608.09
Salem Chapel FD	84.39
South Fork FD	3.06
Suburban (Rural Hall) FD	100.21
Talleys Crossing FD	69.92
Triangle FD	37.68
Union Cross FD	248.40
Vienna FD	188.20
Walkertown (Northeast) FD	488.45
West Bend FD	0.00
	<hr/>
	296,827.10